





RIVERSIDE RESOURCE RECOVERY FACILITY, BEXLEY
SECTION 36C VARIATION APPLICATION
PROPOSED OPERATIONAL EFFICIENCY IMPROVEMENTS

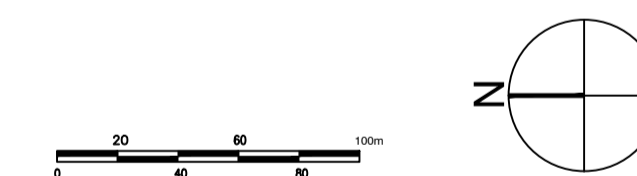
PLANNING SUPPORTING STATEMENT
APPENDIX A

S36 APPLICATION SITE BOUNDARY
(REPLICATING APPROVED PLAN D1.2)

RIVERSIDE RESOURCE RECOVERY LIMITED
SEPTEMBER 2014



- LEGEND:
-  APPLICATION SITE
 -  ADDITIONAL LAND UNDER THE CONTROL OF THE APPLICANT



Project
**RIVERSIDE RESOURCE RECOVERY
 FACILITY, BELVEDERE, LONDON**

Drawing Title
**FIGURE 1.2 APPLICATION SITE
 BOUNDARY**

Date	Scale	Drawn by
20 MAY 2002	1:2500@A1, 1:4000@A3	CS
Project No	Drawing No	Revision
9023	D1.2	-

Barton Willmore
 Architecture

Architects Master Planners Town Planners
 Environmental Consultants Project Services

The Barton Willmore Partnership Reading Limited
 Beansheaf Farmhouse, Bourne Close,
 Calcot, Reading, RG31 7BW
 Tel: 0118 943 0000 Fax: 0118 943 0001
 e-mail: architects@reading.bartonwillmore.co.uk

Associated offices at Bristol Cambridge Edinburgh Leeds London West Malling (Kent)

