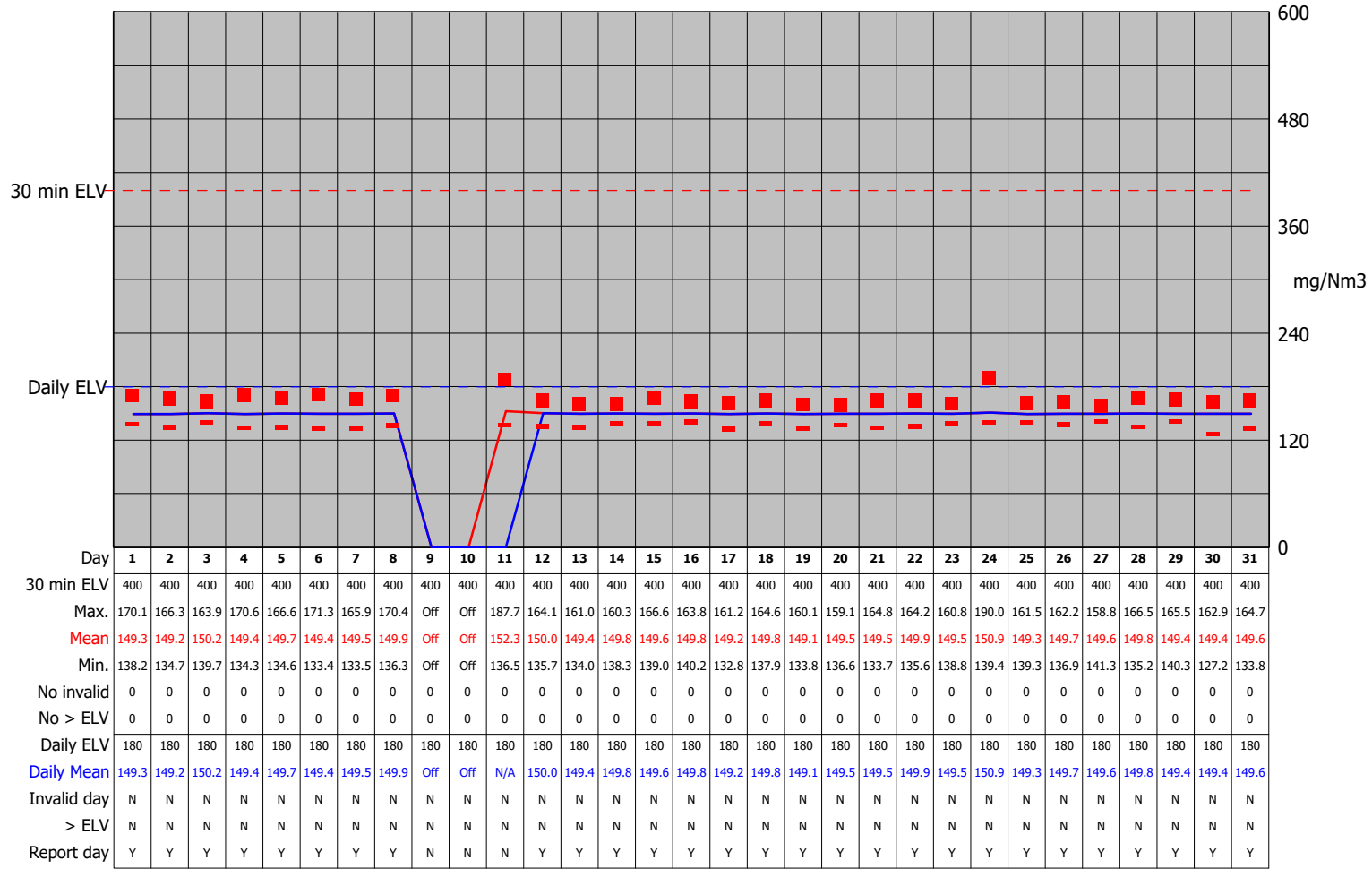
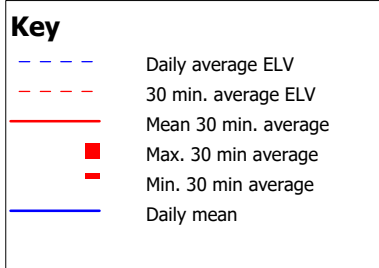


Reporting of Continuously Monitored Emissions to Air for NO_x, Emission Point Line 1 Rep. for Dec, 2024



Month summary	
30 min ELV	
Monthly max.	190.0
Monthly mean	149.7
Monthly min.	127.2
Total invalid	0
Sum > ELV	0
Daily ELV	
Monthly max	150.9
No. invalid days	0
No. > ELV	0
No. report days	28

Data is as processed without repairs.

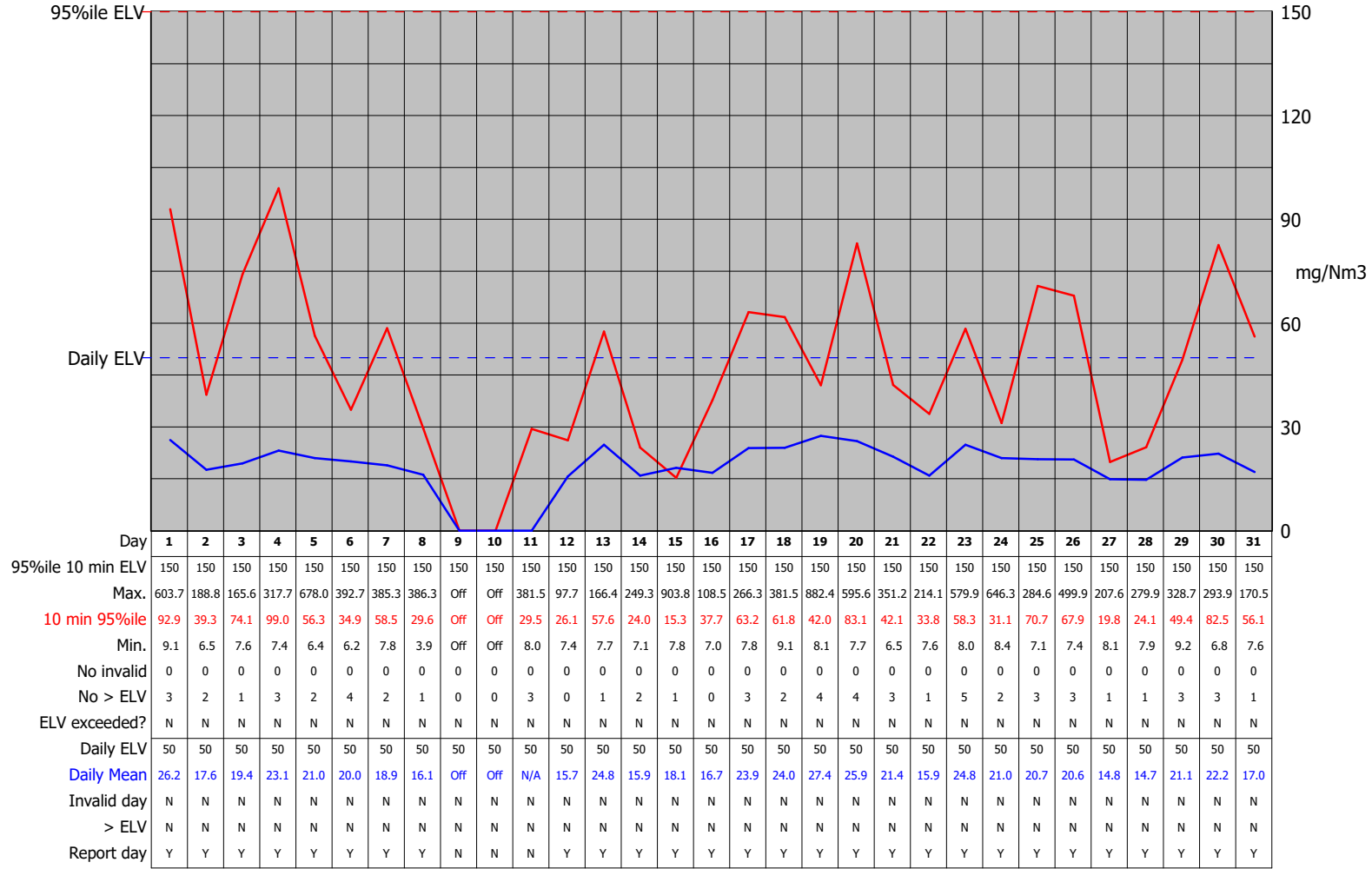
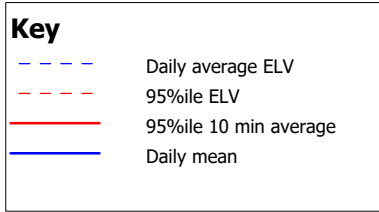
Signature _____

(authorised to sign as representative of Operator)

Date _____



Reporting of Continuously Monitored Emissions to Air for CO, Emission Point Line 1 Rep. for Dec, 2024



Month summary	
10 minute data	
Monthly max.	903.8
Monthly mean	20.5
Monthly min.	3.9
Total invalid	0
Sum > ELV	64
Total %ile exceed.	0
Daily ELV	
Monthly max	27.4
No. invalid days	0
No. > ELV	0
No. report days	28

Data is as processed without repairs.

Signature _____

(authorised to sign as representative of Operator)

Date _____

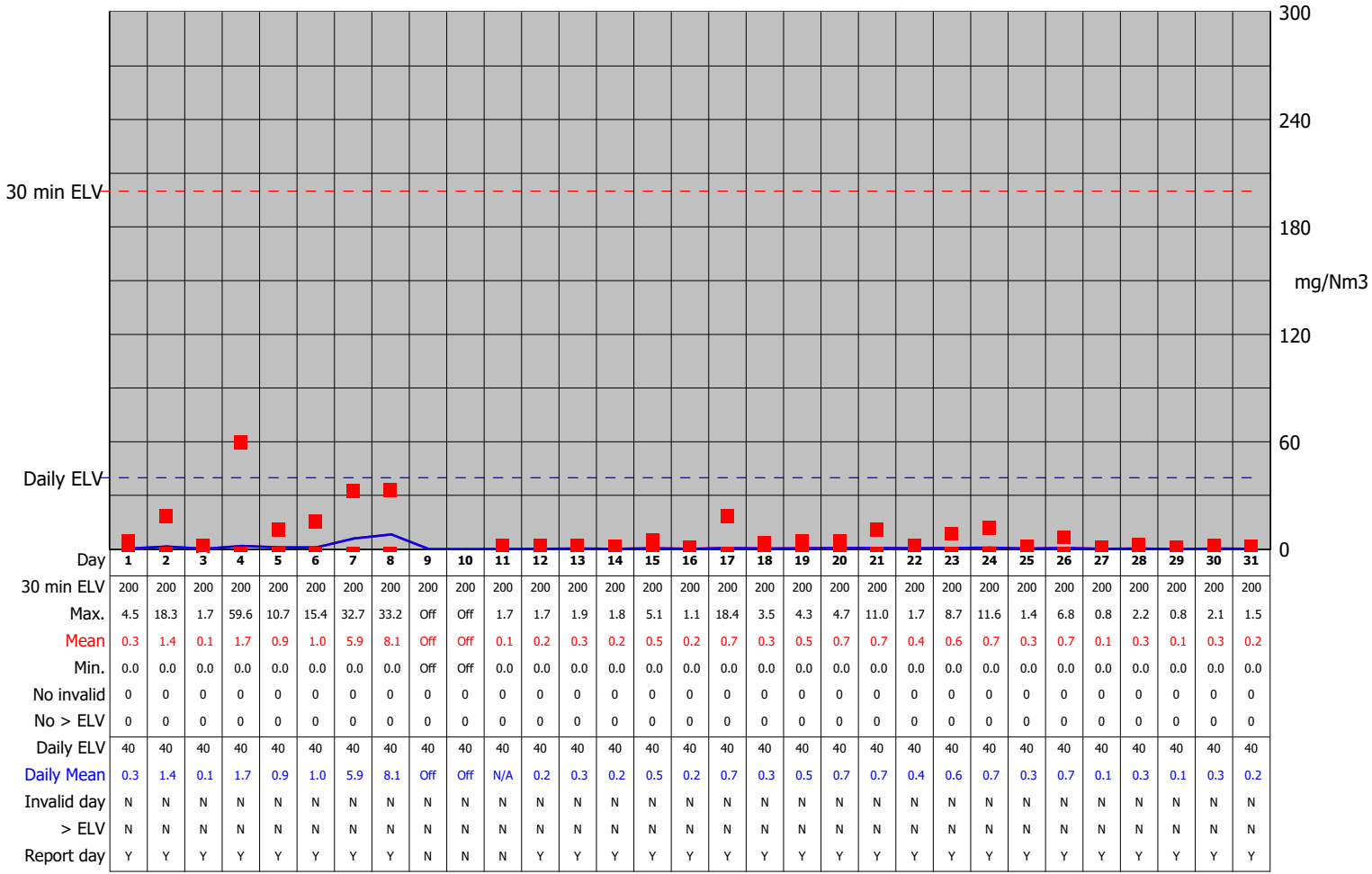


Reporting of Continuously Monitored Emissions to Air for SO₂, Emission Point Line 1 Rep. for Dec, 2024

Key

- Daily average ELV
- 30 min. average ELV
- Mean 30 min. average
- Max. 30 min average
- Min. 30 min average
- Daily mean

Month summary	
30 min ELV	
Monthly max.	59.6
Monthly mean	0.9
Monthly min.	0.0
Total invalid	0
Sum > ELV	0
Daily ELV	
Monthly max	8.1
No. invalid days	0
No. > ELV	0
No. report days	28



Data is as processed without repairs.

Signature _____
(authorised to sign as representative of Operator)

Date _____



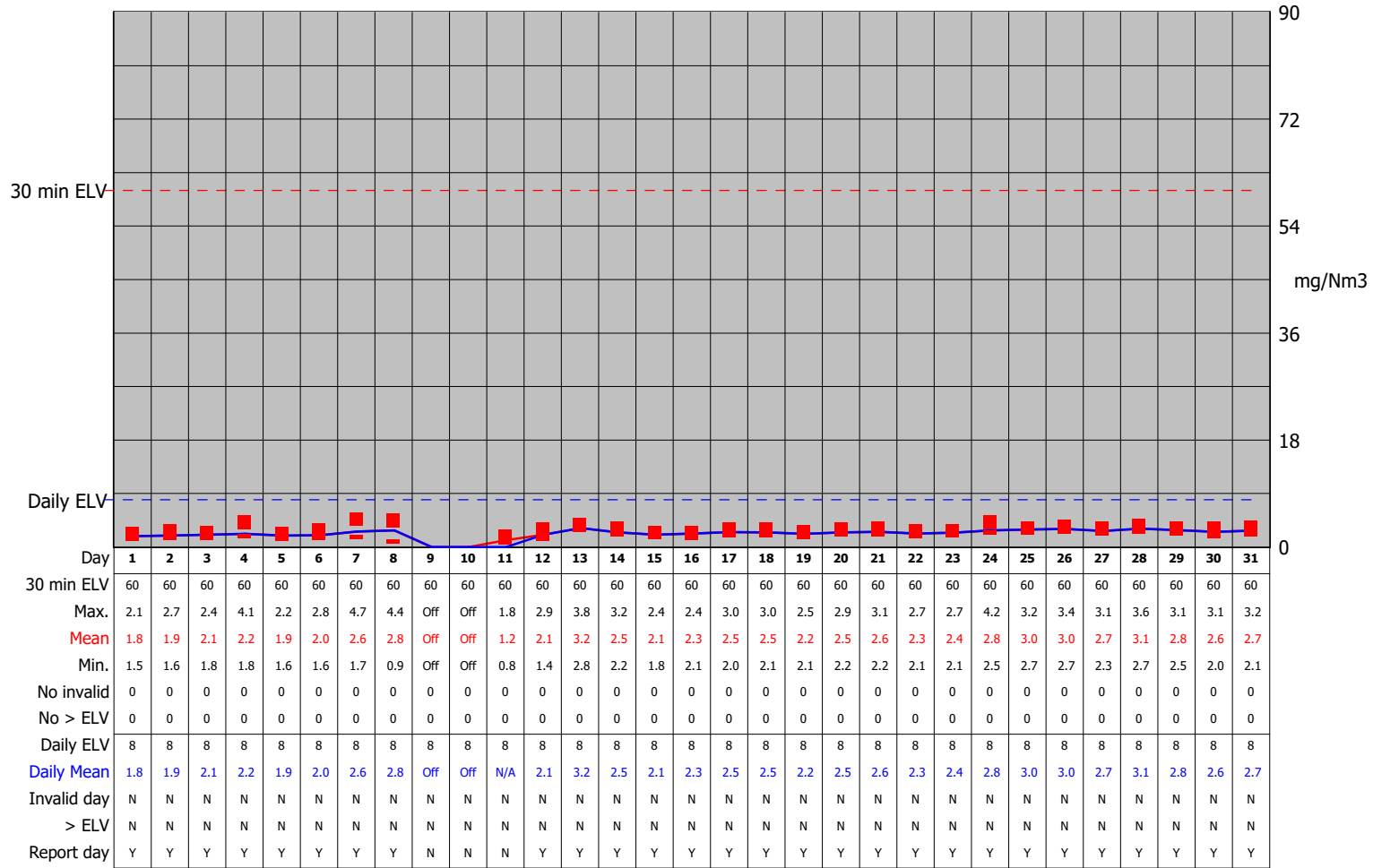
MERCERTS
THE ENVIRONMENT AGENCY'S
MONITORING CERTIFICATE SCHEME
Certificate No: MC080130/04

Reporting of Continuously Monitored Emissions to Air for HCl, Emission Point Line 1 Rep. for Dec, 2024

Key

- - - Daily average ELV
- - - 30 min. average ELV
- Mean 30 min. average
- Max. 30 min average
- Min. 30 min average
- Daily mean

Month summary	
30 min ELV	
Monthly max.	4.7
Monthly mean	2.4
Monthly min.	0.8
Total invalid	0
Sum > ELV	0
Daily ELV	
Monthly max	3.2
No. invalid days	0
No. > ELV	0
No. report days	28



Data is as processed without repairs.

Signature _____

(authorised to sign as representative of Operator)

Date _____



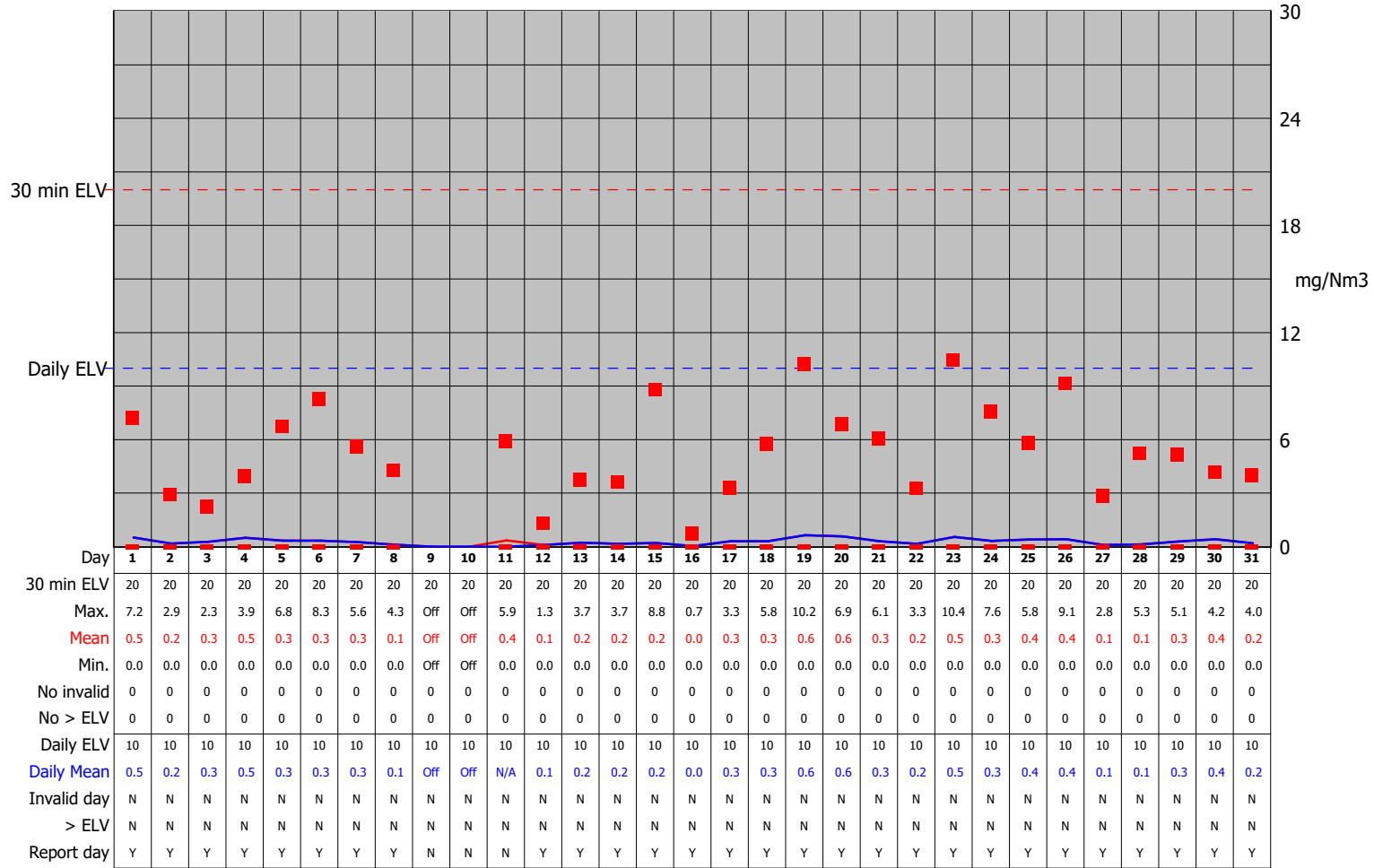
THE ENVIRONMENT AGENCY'S
MONITORING CERTIFICATE SCHEME
Certificate No: MC080130/04

Reporting of Continuously Monitored Emissions to Air for TOC, Emission Point Line 1 Rep. for Dec, 2024

Key

- Daily average ELV
- 30 min. average ELV
- Mean 30 min. average
- Max. 30 min average
- Min. 30 min average
- Daily mean

Month summary	
30 min ELV	
Monthly max.	10.4
Monthly mean	0.3
Monthly min.	0.0
Total invalid	0
Sum > ELV	0
Daily ELV	
Monthly max	0.6
No. invalid days	0
No. > ELV	0
No. report days	28



Data is as processed without repairs.

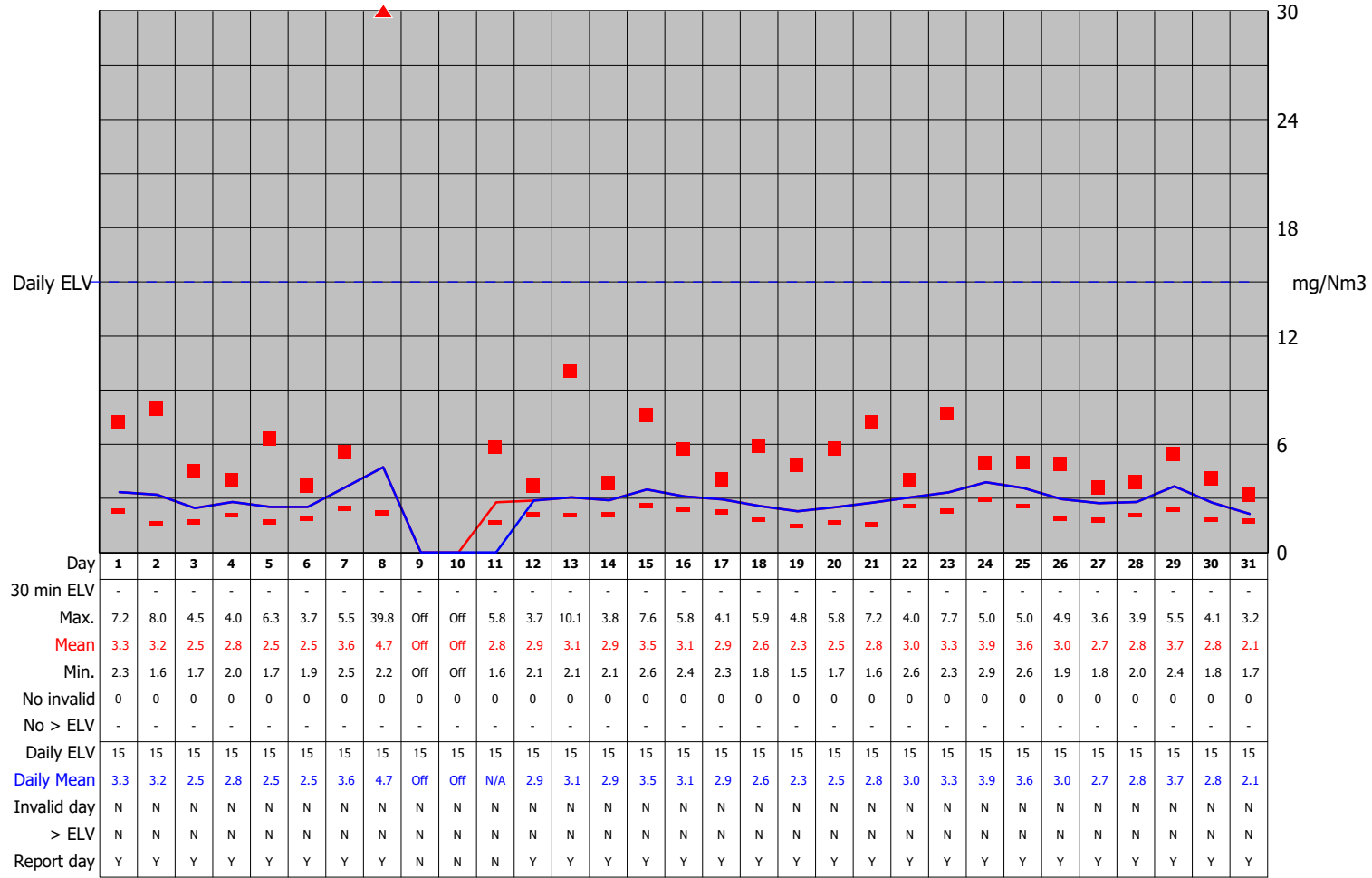
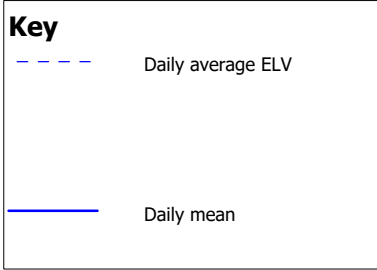
Signature _____

(authorised to sign as representative of Operator)

Date _____



Reporting of Continuously Monitored Emissions to Air for NH₃, Emission Point Line 1 Rep. for Dec, 2024



Month summary	
30 min ELV	
Monthly max.	39.8
Monthly mean	3.0
Monthly min.	1.5
Total invalid	0
Sum > ELV	0
Daily ELV	
Monthly max	4.7
No. invalid days	0
No. > ELV	0
No. report days	28

Data is as processed without repairs.

Signature _____

(authorised to sign as representative of Operator)

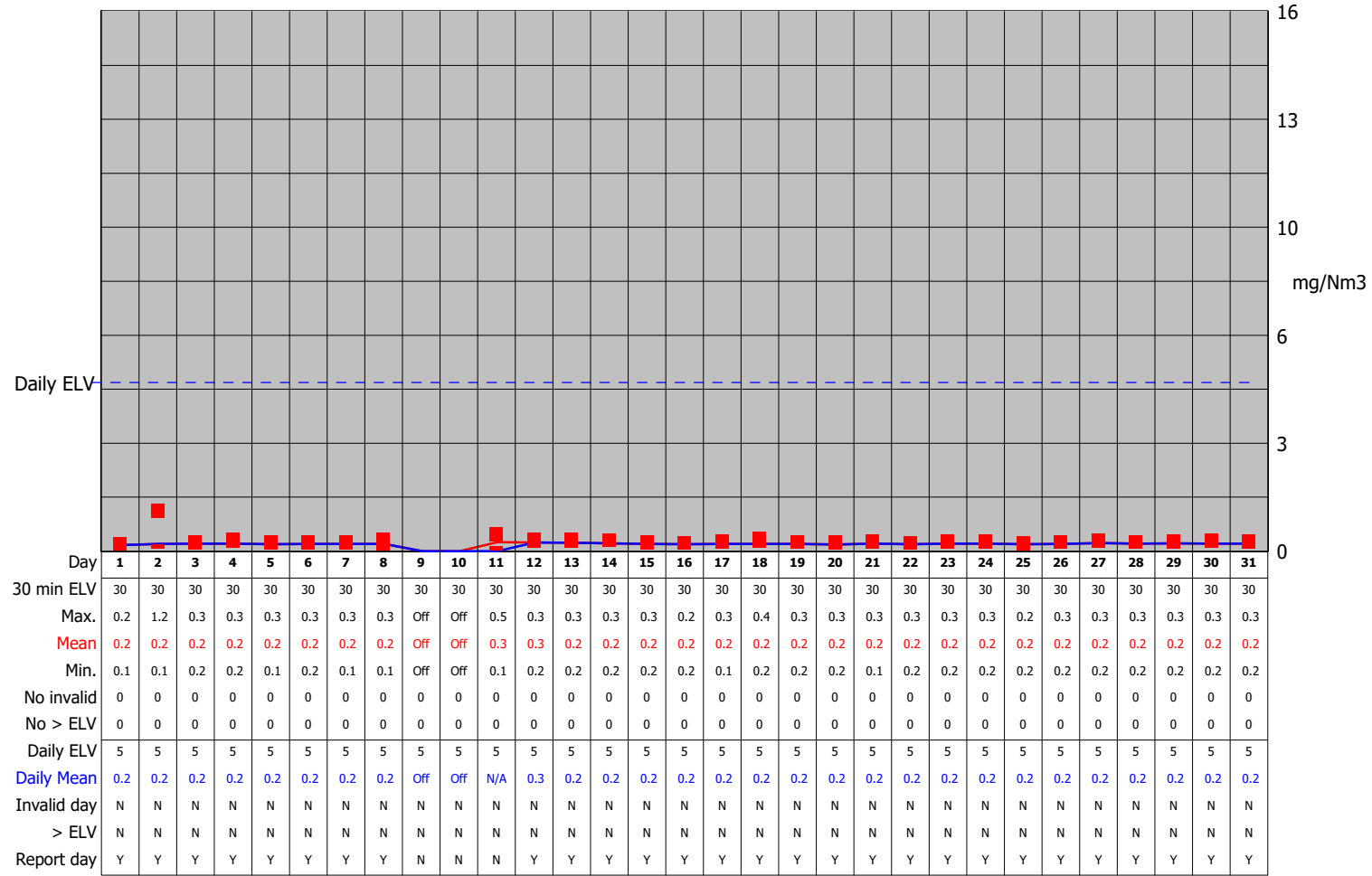
Date _____



Reporting of Continuously Monitored Emissions to Air for Dust, Emission Point Line 1 Rep. for Dec, 2024

Key

- - - Daily average ELV
- - - 30 min. average ELV
- Mean 30 min. average
- Max. 30 min average
- Min. 30 min average
- Daily mean



Month summary	
30 min ELV	
Monthly max.	1.2
Monthly mean	0.2
Monthly min.	0.1
Total invalid	0
Sum > ELV	0
Daily ELV	
Monthly max	0.3
No. invalid days	0
No. > ELV	0
No. report days	28

Data is as processed without repairs.

Signature _____

(authorised to sign as representative of Operator)

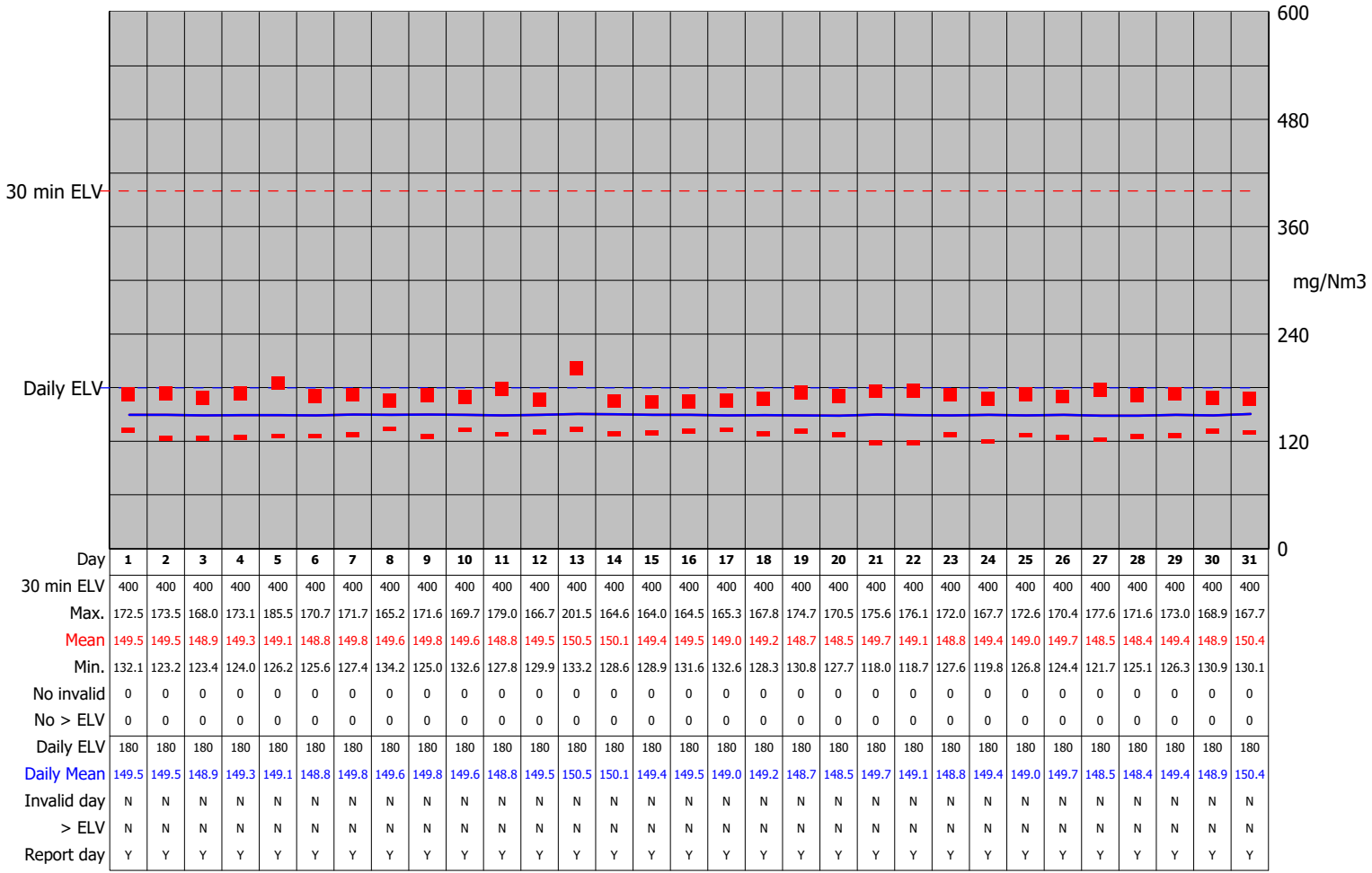
Date _____



Reporting of Continuously Monitored Emissions to Air for NO_x, Emission Point Line 2 Rep. for Dec, 2024

Key

- - - Daily average ELV
- - - 30 min. average ELV
- Mean 30 min. average
- Max. 30 min average
- Min. 30 min average
- Daily mean



Month summary	
30 min ELV	
Monthly max.	201.5
Monthly mean	149.3
Monthly min.	118.0
Total invalid	0
Sum > ELV	0
Daily ELV	
Monthly max	180
No. invalid days	0
No. > ELV	0
No. report days	31

Data is as processed without repairs.

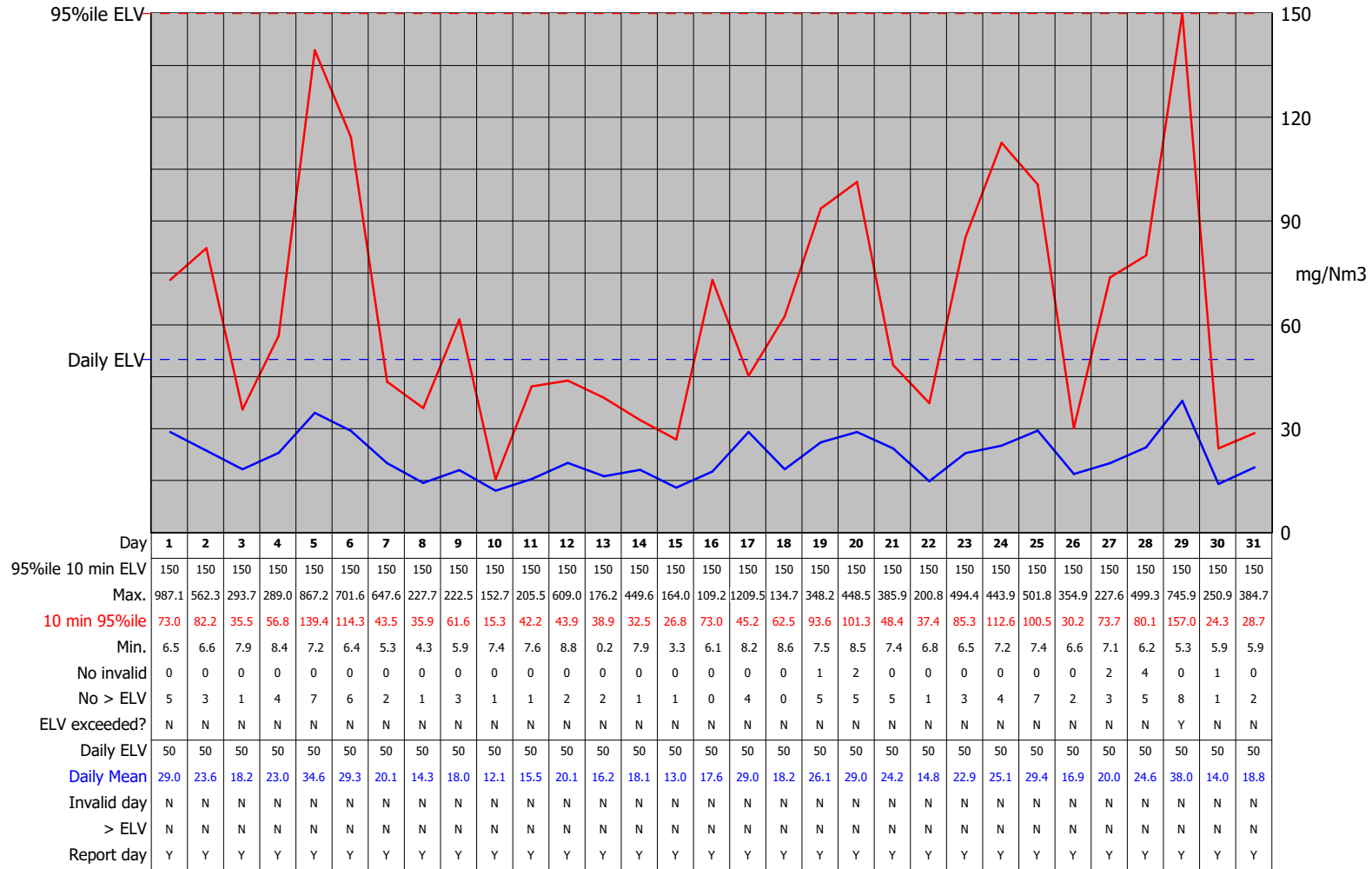
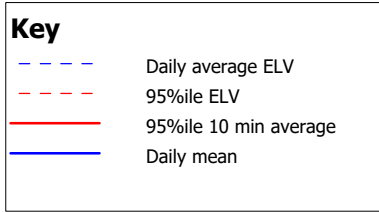
Signature _____

(authorised to sign as representative of Operator)

Date _____



Reporting of Continuously Monitored Emissions to Air for CO, Emission Point Line 2 Rep. for Dec, 2024



Month summary	
10 minute data	
Monthly max.	1209.5
Monthly mean	21.7
Monthly min.	0.2
Total invalid	10
Sum > ELV	95
Total %ile exceed.	1
Daily ELV	
Monthly max	38.0
No. invalid days	0
No. > ELV	0
No. report days	31

Data is as processed without repairs.

Signature _____

(authorised to sign as representative of Operator)

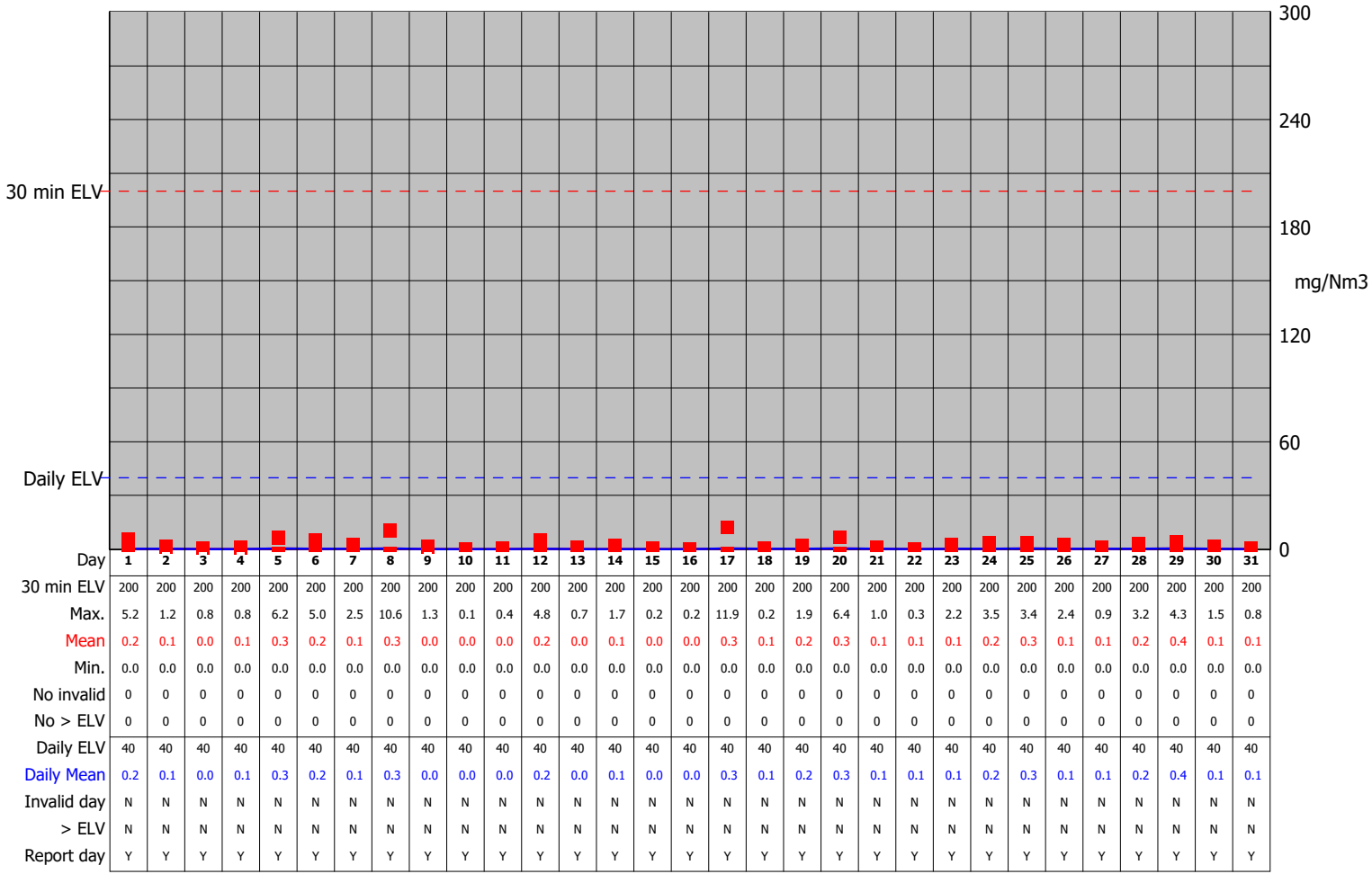
Date _____



Reporting of Continuously Monitored Emissions to Air for SO₂, Emission Point Line 2 Rep. for Dec, 2024

Key

- - - Daily average ELV
- - - 30 min. average ELV
- Mean 30 min. average
- Max. 30 min average
- Min. 30 min average
- Daily mean



Month summary	
30 min ELV	
Monthly max.	11.9
Monthly mean	0.1
Monthly min.	0.0
Total invalid	0
Sum > ELV	0
Daily ELV	
Monthly max	0.4
No. invalid days	0
No. > ELV	0
No. report days	31

Data is as processed without repairs.

Signature _____
(authorised to sign as representative of Operator)

Date _____



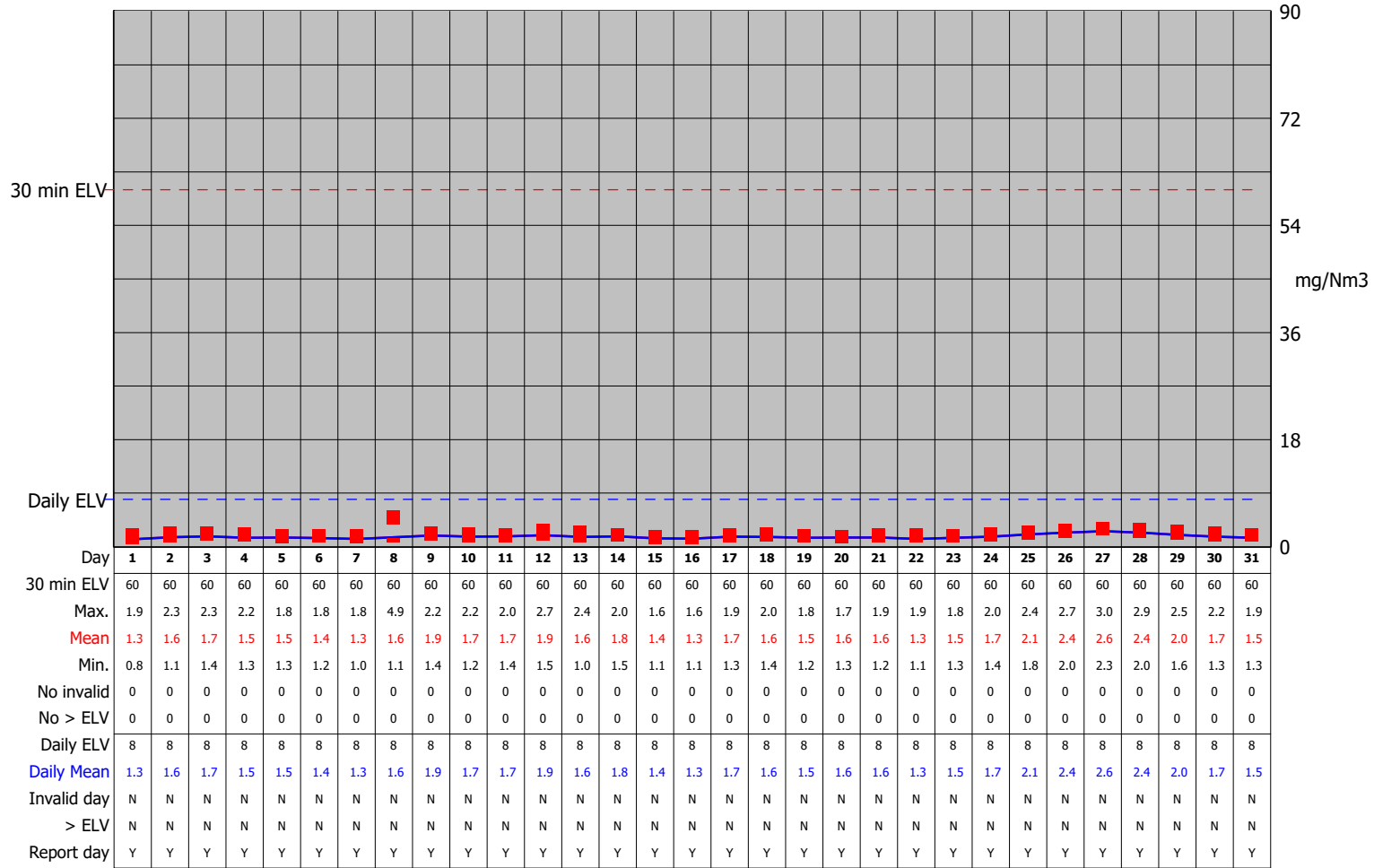
THE ENVIRONMENT AGENCY'S
MONITORING CERTIFICATE SCHEME
Certificate No: MC080130/04

Reporting of Continuously Monitored Emissions to Air for HCl, Emission Point Line 2 Rep. for Dec, 2024

Key

- Daily average ELV
- 30 min. average ELV
- Mean 30 min. average
- Max. 30 min average
- Min. 30 min average
- Daily mean

Month summary	
30 min ELV	
Monthly max.	4.9
Monthly mean	1.7
Monthly min.	0.8
Total invalid	0
Sum > ELV	0
Daily ELV	
Monthly max	2.6
No. invalid days	0
No. > ELV	0
No. report days	31



Data is as processed without repairs.

Signature _____

(authorised to sign as representative of Operator)

Date _____

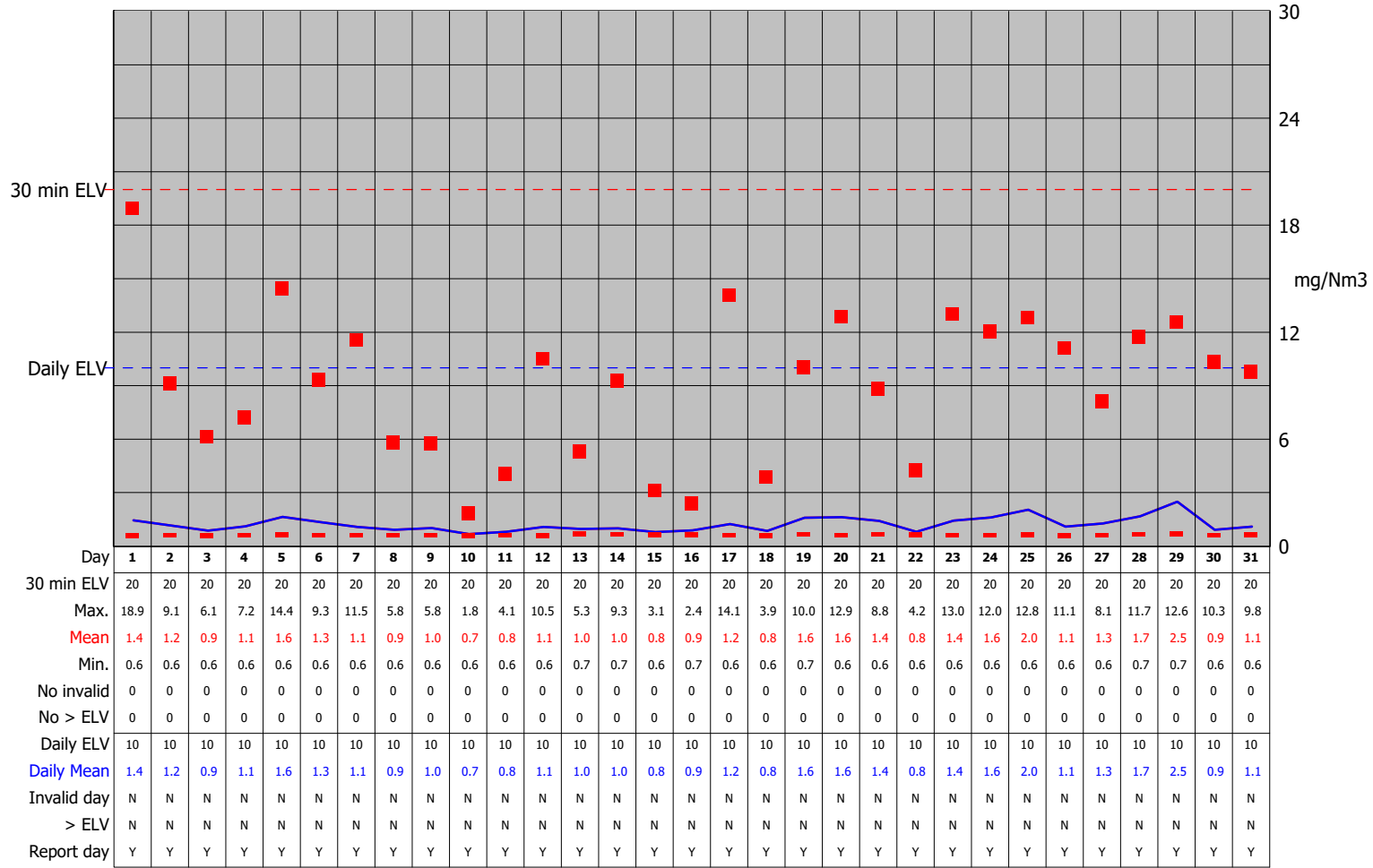


Reporting of Continuously Monitored Emissions to Air for TOC, Emission Point Line 2 Rep. for Dec, 2024

Key

- Daily average ELV
- 30 min. average ELV
- Mean 30 min. average
- Max. 30 min average
- Min. 30 min average
- Daily mean

Month summary	
30 min ELV	
Monthly max.	18.9
Monthly mean	1.2
Monthly min.	0.6
Total invalid	0
Sum > ELV	0
Daily ELV	
Monthly max	2.5
No. invalid days	0
No. > ELV	0
No. report days	31



Data is as processed without repairs.

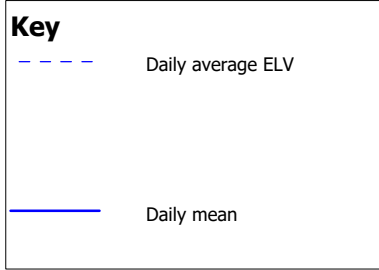
Signature _____

(authorised to sign as representative of Operator)

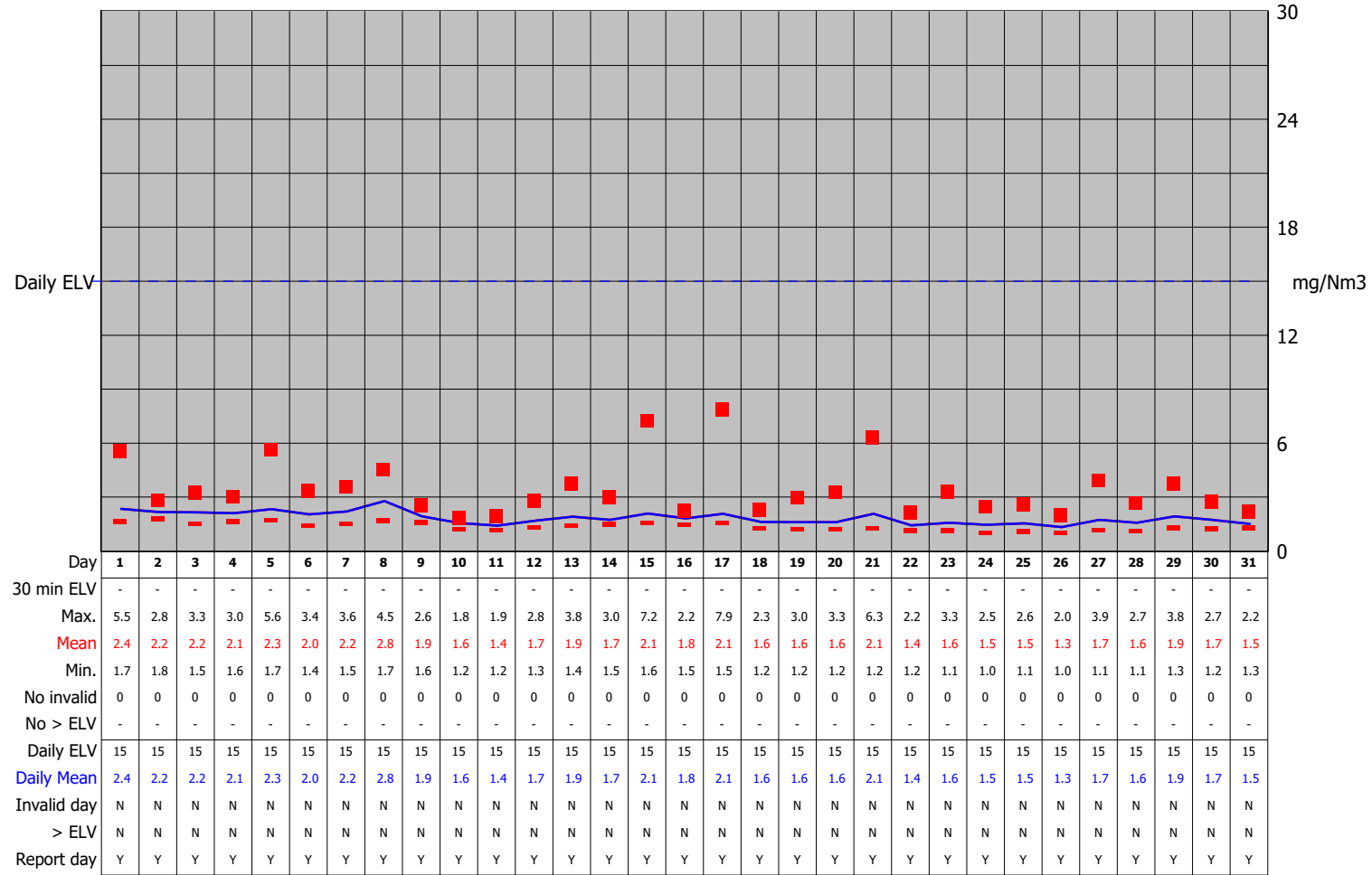
Date _____



Reporting of Continuously Monitored Emissions to Air for NH₃, Emission Point Line 2 Rep. for Dec, 2024



Month summary	
30 min ELV	
Monthly max.	7.9
Monthly mean	1.8
Monthly min.	1.0
Total invalid	0
Sum > ELV	0
Daily ELV	
Monthly max	2.8
No. invalid days	0
No. > ELV	0
No. report days	31



Data is as processed without repairs.

Signature _____
(authorised to sign as representative of Operator)

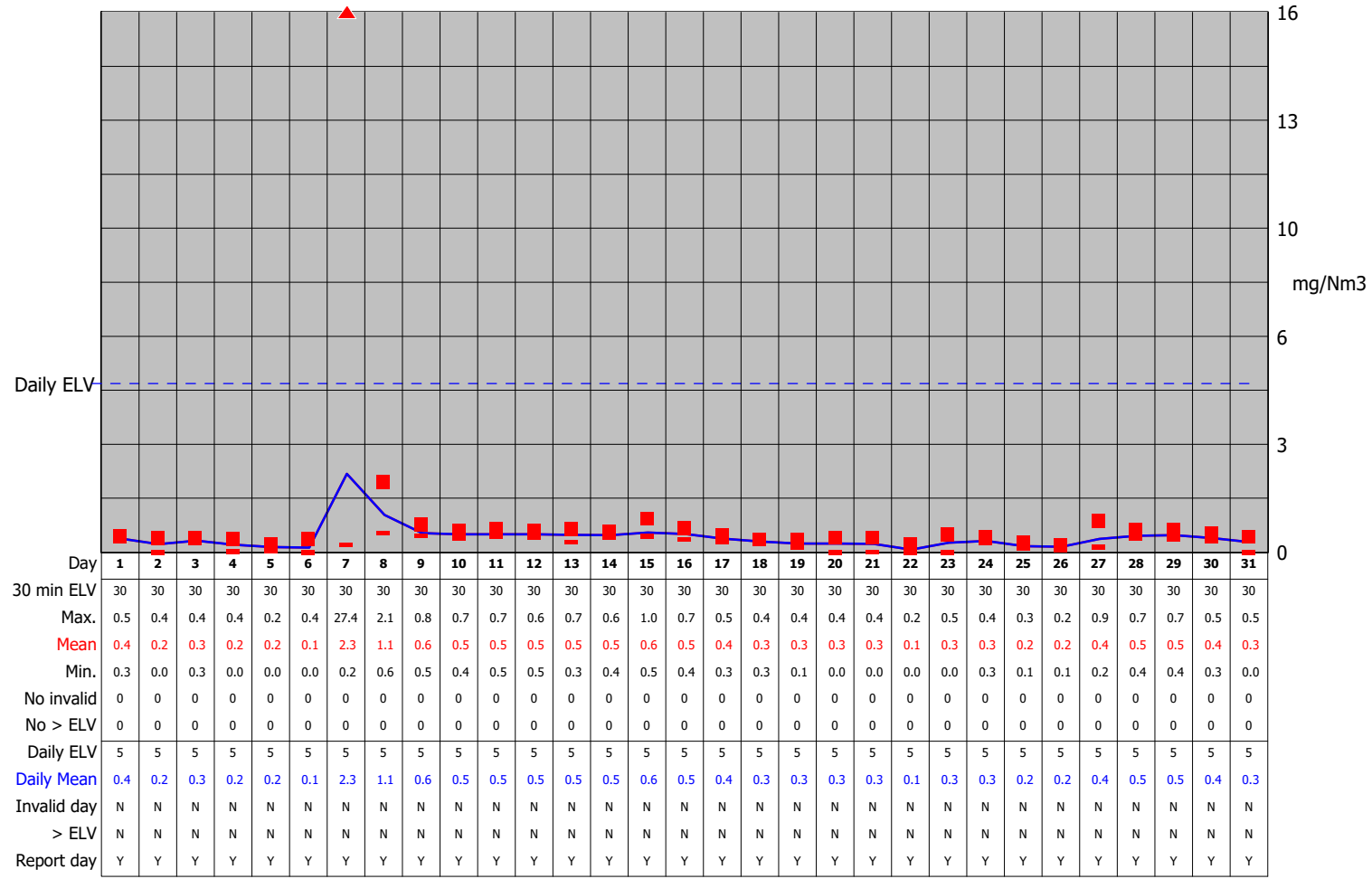
Date _____



Reporting of Continuously Monitored Emissions to Air for Dust, Emission Point Line 2 Rep. for Dec, 2024

Key

- Daily average ELV
- 30 min. average ELV
- Mean 30 min. average
- Max. 30 min average
- Min. 30 min average
- Daily mean



Month summary	
30 min ELV	
Monthly max.	27.4
Monthly mean	0.4
Monthly min.	0.0
Total invalid	0
Sum > ELV	0
Daily ELV	
Monthly max	2.3
No. invalid days	0
No. > ELV	0
No. report days	31

Data is as processed without repairs.

Signature _____
(authorised to sign as representative of Operator)

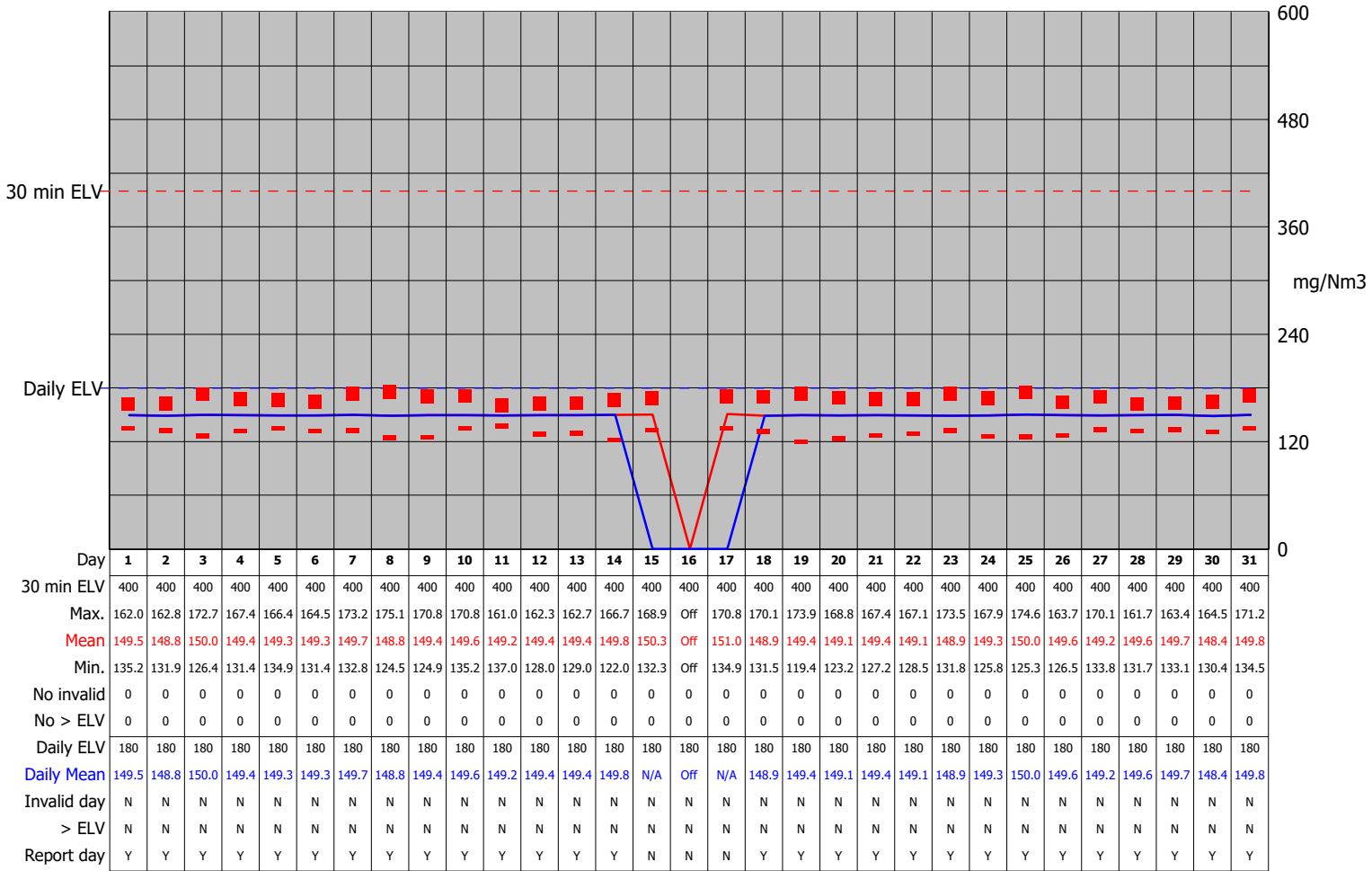
Date _____



Reporting of Continuously Monitored Emissions to Air for NO_x, Emission Point Line 3 Rep. for Dec, 2024

Key

- Daily average ELV
- 30 min. average ELV
- Mean 30 min. average
- Max. 30 min average
- Min. 30 min average
- Daily mean



Month summary	
30 min ELV	
Monthly max.	175.1
Monthly mean	149.4
Monthly min.	119.4
Total invalid	0
Sum > ELV	0
Daily ELV	
Monthly max	150.0
No. invalid days	0
No. > ELV	0
No. report days	28

Data is as processed without repairs.

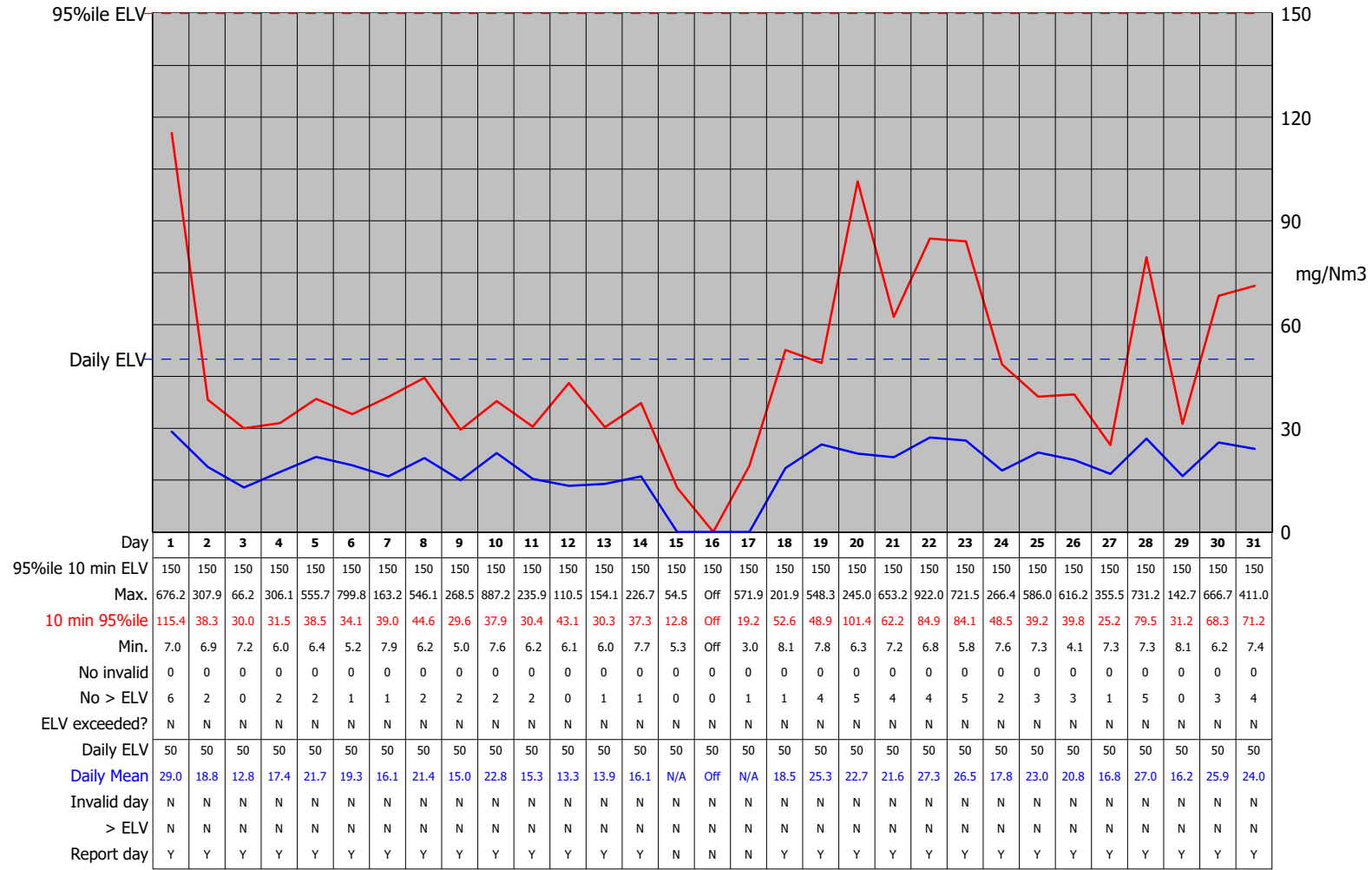
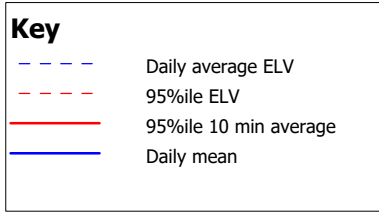
Signature _____

(authorised to sign as representative of Operator)

Date _____



Reporting of Continuously Monitored Emissions to Air for CO, Emission Point Line 3 Rep. for Dec, 2024



Month summary	
10 minute data	
Monthly max.	922.0
Monthly mean	20.0
Monthly min.	3.0
Total invalid	0
Sum > ELV	69
Total %ile exceed.	0
Daily ELV	
Monthly max	29.0
No. invalid days	0
No. > ELV	0
No. report days	28

Data is as processed without repairs.

Signature _____

(authorised to sign as representative of Operator)

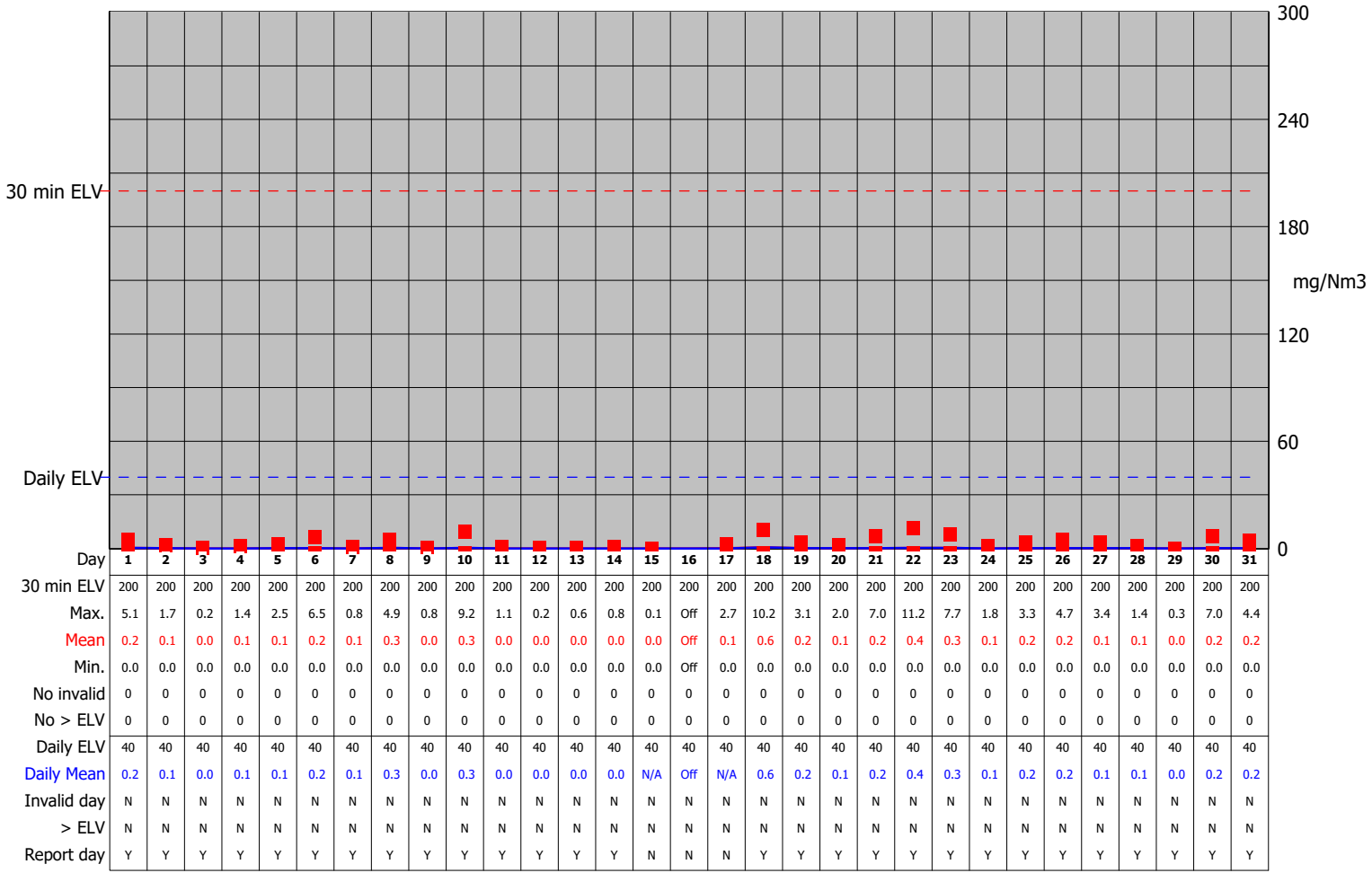
Date _____



Reporting of Continuously Monitored Emissions to Air for SO₂, Emission Point Line 3 Rep. for Dec, 2024

Key

- - - Daily average ELV
- - - 30 min. average ELV
- Mean 30 min. average
- Max. 30 min average
- Min. 30 min average
- Daily mean



Month summary	
30 min ELV	
Monthly max.	11.2
Monthly mean	0.1
Monthly min.	0.0
Total invalid	0
Sum > ELV	0
Daily ELV	
Monthly max	0.6
No. invalid days	0
No. > ELV	0
No. report days	28

Data is as processed without repairs.

Signature _____
(authorised to sign as representative of Operator)

Date _____



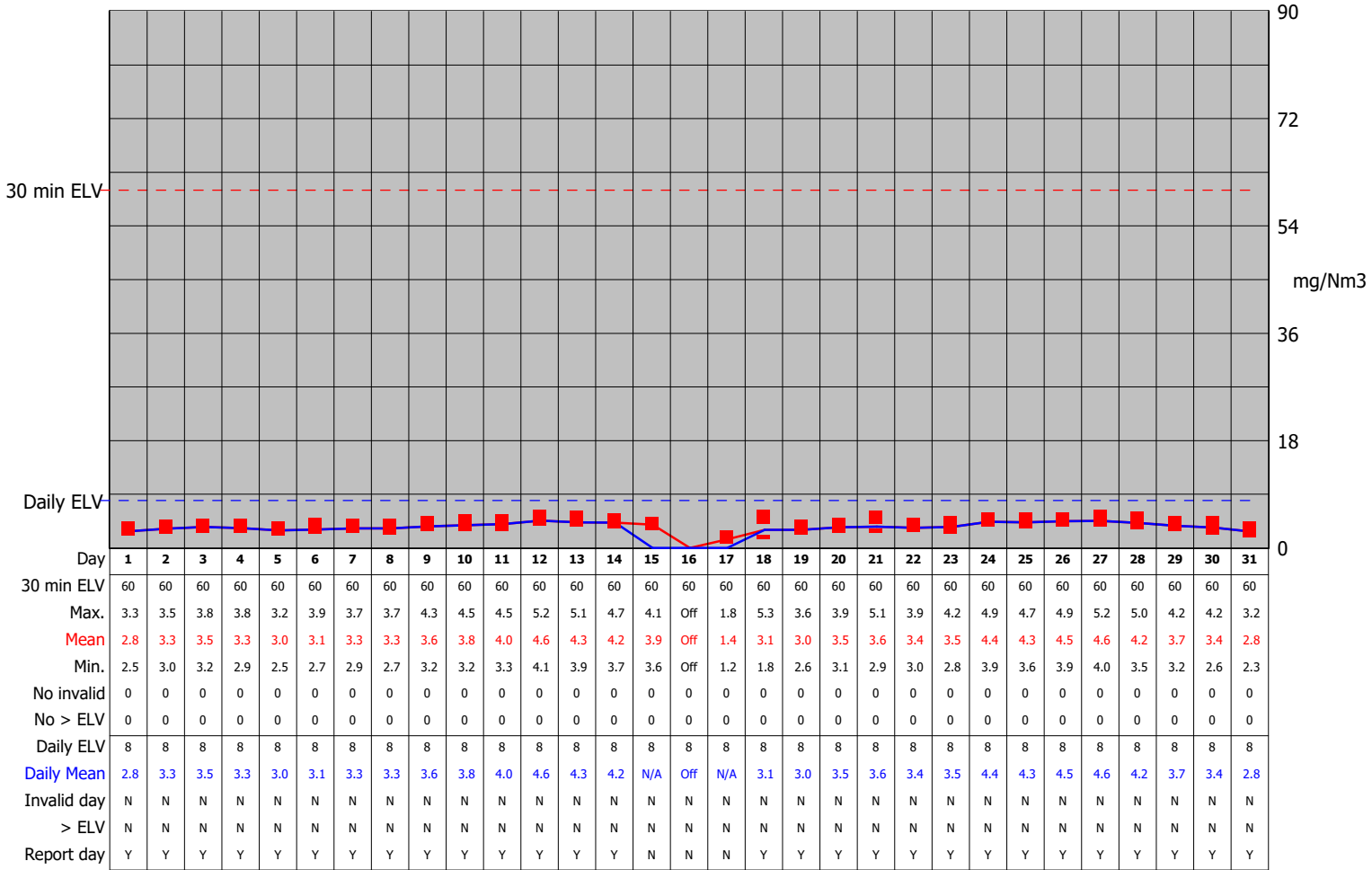
MERCERTS
THE ENVIRONMENT AGENCY'S
MONITORING CERTIFICATE SCHEME
Certificate No: MC080130/04

Reporting of Continuously Monitored Emissions to Air for HCl, Emission Point Line 3 Rep. for Dec, 2024

Key

- - - Daily average ELV
- - - 30 min. average ELV
- Mean 30 min. average
- Max. 30 min average
- Min. 30 min average
- Daily mean

Month summary	
30 min ELV	
Monthly max.	5.3
Monthly mean	3.6
Monthly min.	1.2
Total invalid	0
Sum > ELV	0
Daily ELV	
Monthly max	4.6
No. invalid days	0
No. > ELV	0
No. report days	28



Data is as processed without repairs.

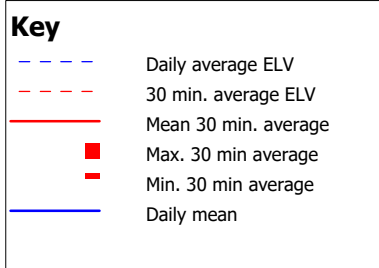
Signature _____
(authorised to sign as representative of Operator)

Date _____

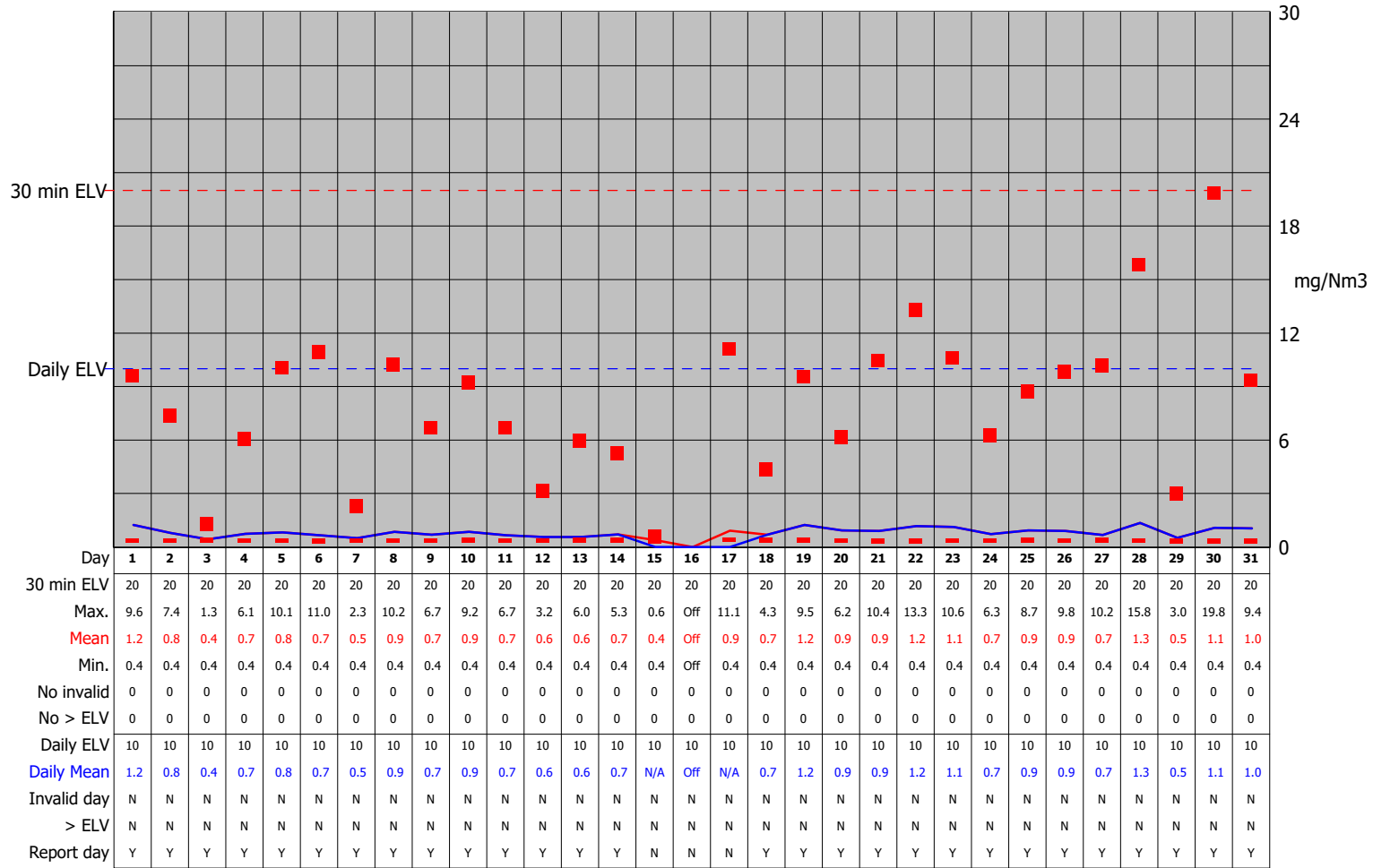


THE ENVIRONMENT AGENCY'S
MONITORING CERTIFICATE SCHEME
Certificate No: MC080130/04

Reporting of Continuously Monitored Emissions to Air for TOC, Emission Point Line 3 Rep. for Dec, 2024



Month summary	
30 min ELV	
Monthly max.	19.8
Monthly mean	0.8
Monthly min.	0.4
Total invalid	0
Sum > ELV	0
Daily ELV	
Monthly max	1.3
No. invalid days	0
No. > ELV	0
No. report days	28



Data is as processed without repairs.

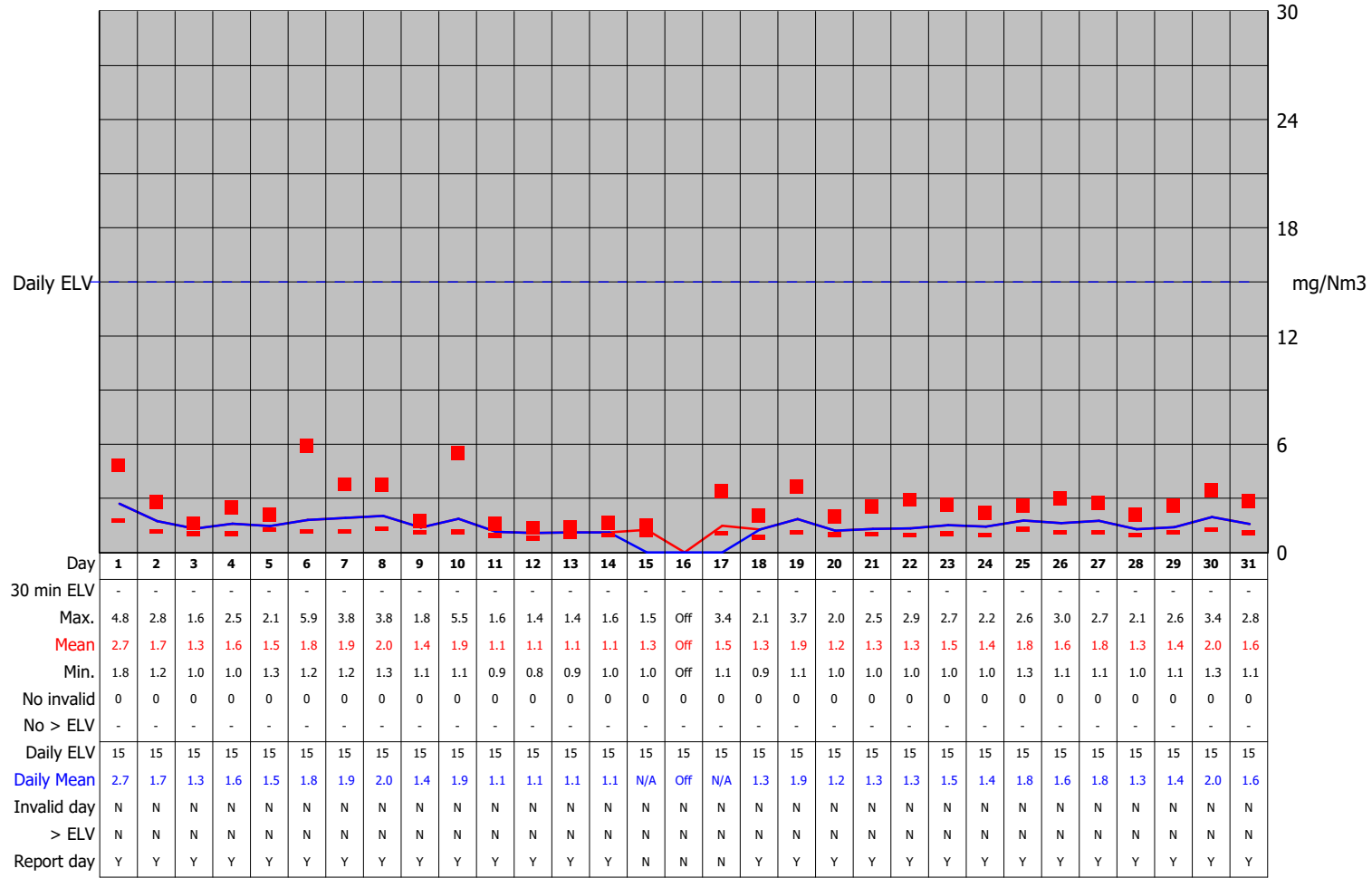
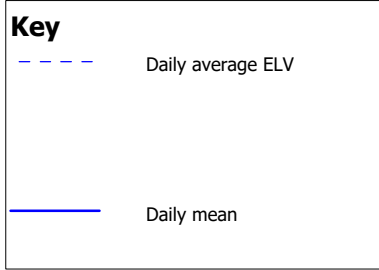
Signature _____

(authorised to sign as representative of Operator)

Date _____



Reporting of Continuously Monitored Emissions to Air for NH₃, Emission Point Line 3 Rep. for Dec, 2024



Month summary	
30 min ELV	
Monthly max.	5.9
Monthly mean	1.5
Monthly min.	0.8
Total invalid	0
Sum > ELV	0
Daily ELV	
Monthly max	2.7
No. invalid days	0
No. > ELV	0
No. report days	28

Data is as processed without repairs.

Signature _____

(authorised to sign as representative of Operator)

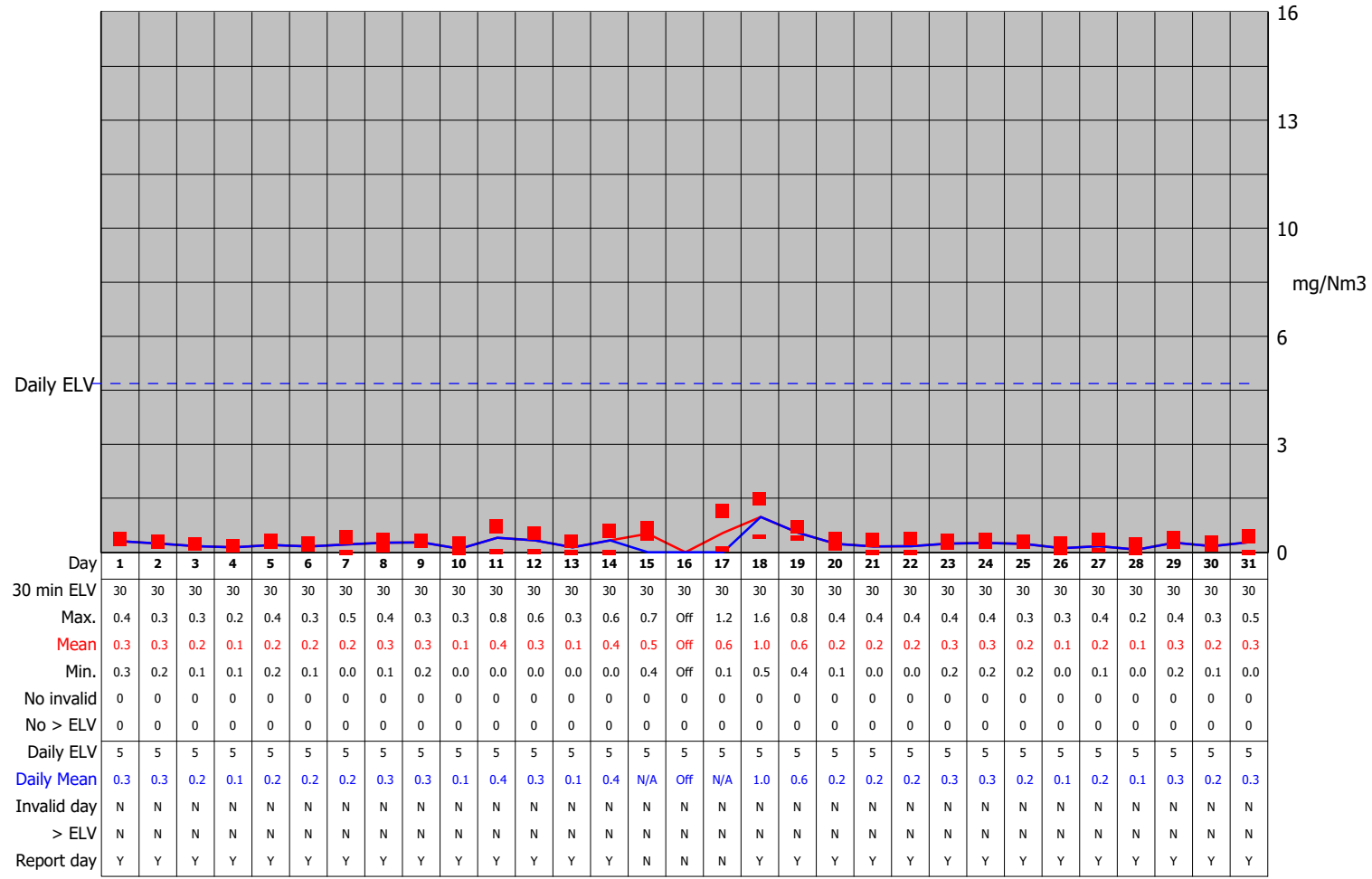
Date _____



Reporting of Continuously Monitored Emissions to Air for Dust, Emission Point Line 3 Rep. for Dec, 2024

Key

- - - Daily average ELV
- - - 30 min. average ELV
- Mean 30 min. average
- Max. 30 min average
- Min. 30 min average
- Daily mean



Month summary	
30 min ELV	
Monthly max.	1.6
Monthly mean	0.3
Monthly min.	0.0
Total invalid	0
Sum > ELV	0
Daily ELV	
Monthly max	1.0
No. invalid days	0
No. > ELV	0
No. report days	28

Data is as processed without repairs.

Signature _____
(authorised to sign as representative of Operator)

Date _____



THE ENVIRONMENT AGENCY'S
MONITORING CERTIFICATE SCHEME
Certificate No: MC080130/04