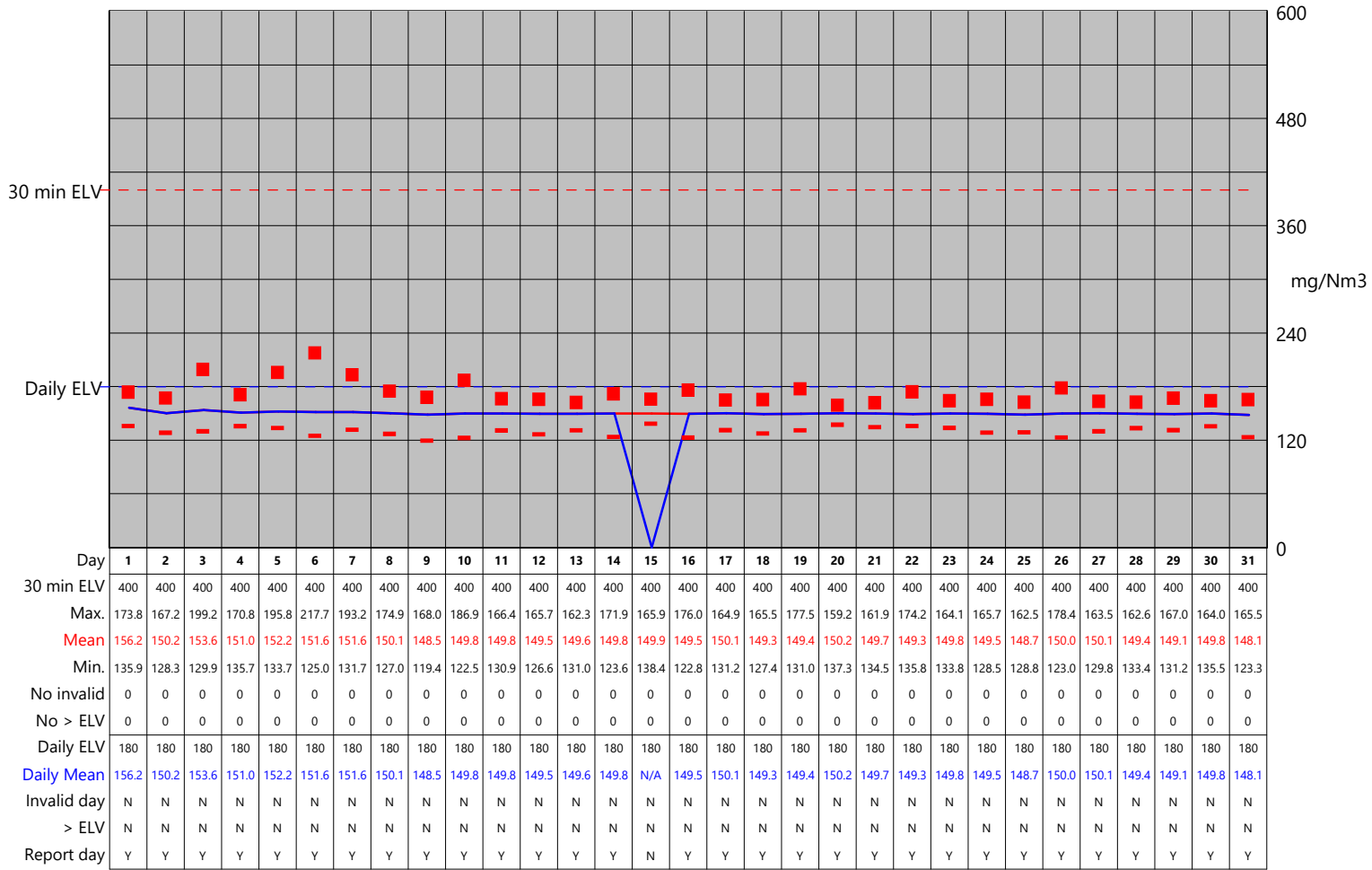
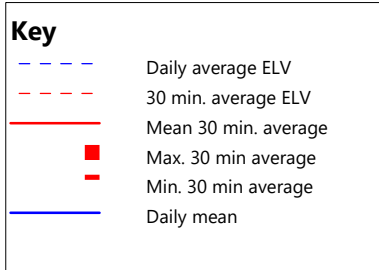



# Reporting of Continuously Monitored Emissions to Air for NO<sub>x</sub>, Emission Point Line 1 Rep. for Oct, 2024



Month summary	
<b>30 min ELV</b>	
Monthly max.	217.7
Monthly mean	150.2
Monthly min.	119.4
Total invalid	0
Sum > ELV	0
<b>Daily ELV</b>	
Monthly max	156.2
No. invalid days	0
No. > ELV	0
No. report days	30

Data is as processed without repairs.

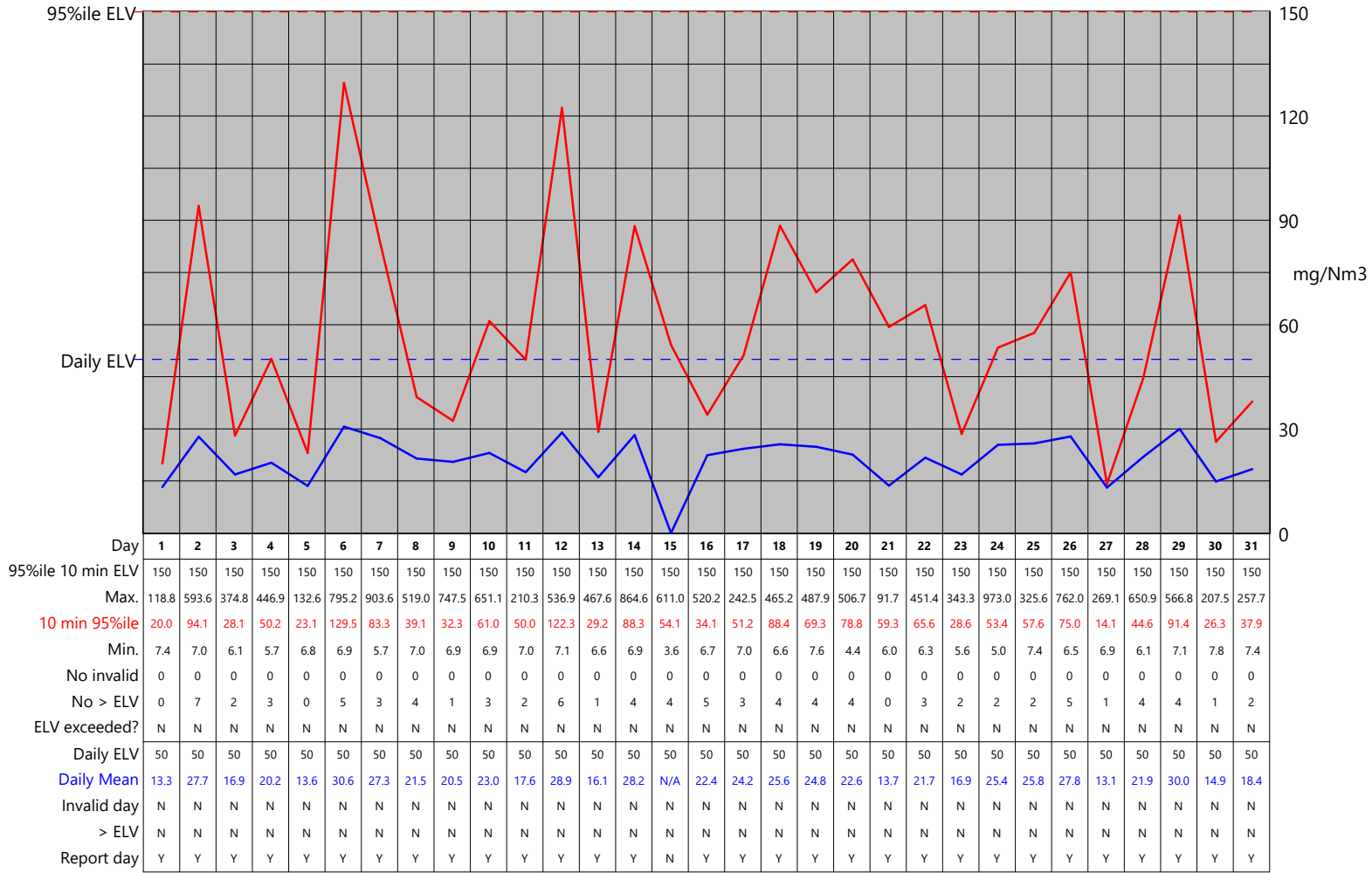
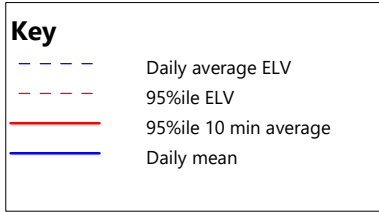
Signature

  
 (authorised to sign as representative of Operator)

Date 04/11/2024




# Reporting of Continuously Monitored Emissions to Air for CO, Emission Point Line 1 Rep. for Oct, 2024



Month summary	
<b>10 minute data</b>	
Monthly max.	973.0
Monthly mean	21.9
Monthly min.	3.6
Total invalid	0
Sum > ELV	91
Total %ile exceed.	0
<b>Daily ELV</b>	
Monthly max	30.6
No. invalid days	0
No. > ELV	0
No. report days	30

Data is as processed without repairs.

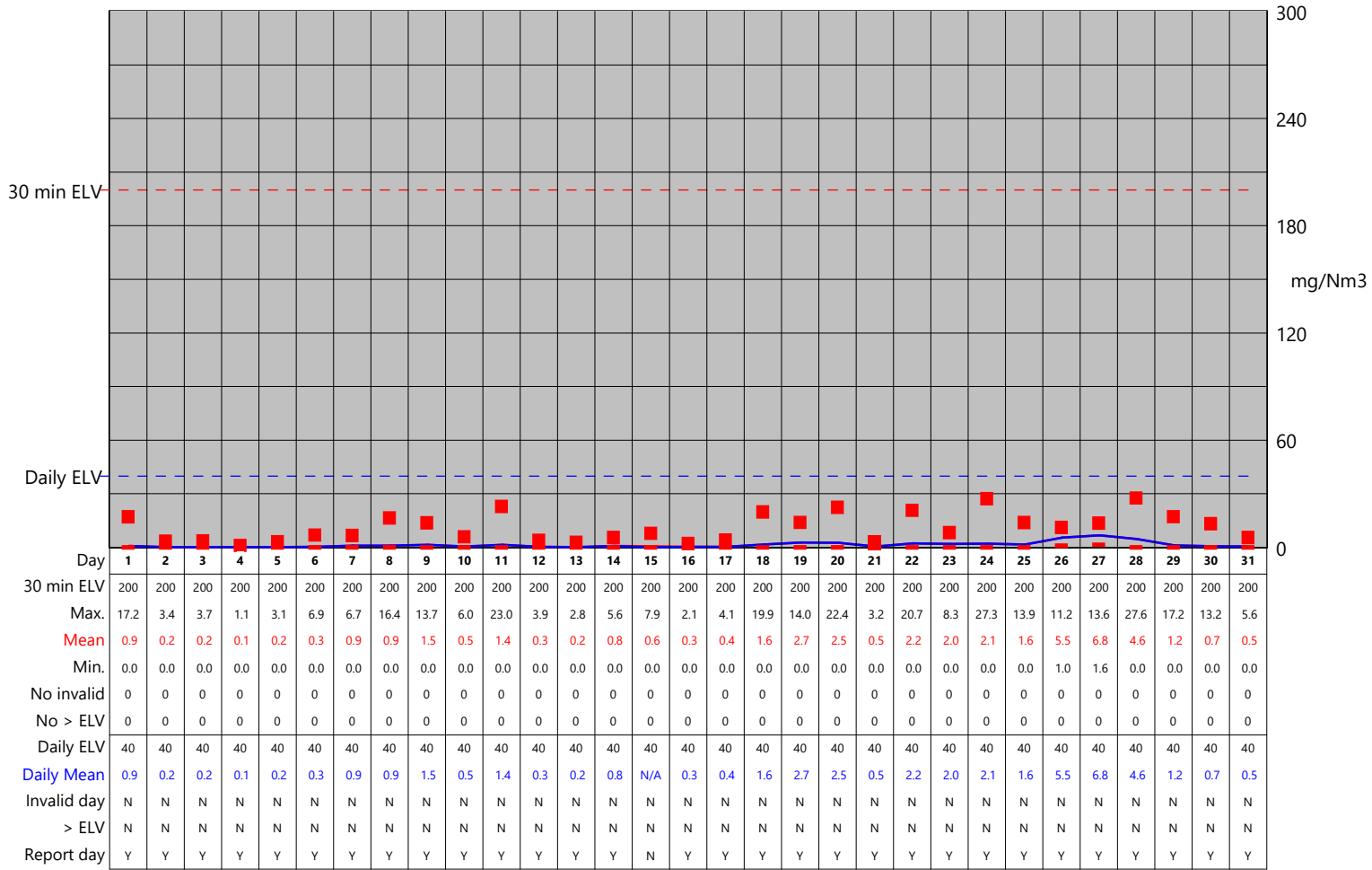
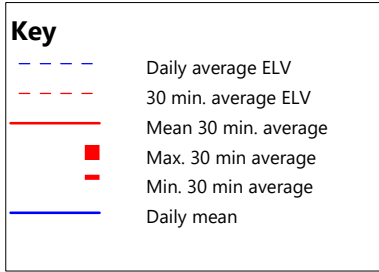
Signature

  
 (authorised to sign as representative of Operator)

Date 04/11/2024



# Reporting of Continuously Monitored Emissions to Air for SO<sub>2</sub>, Emission Point Line 1 Rep. for Oct, 2024



Month summary	
<b>30 min ELV</b>	
Monthly max.	27.6
Monthly mean	1.4
Monthly min.	0.0
Total invalid	0
Sum > ELV	0
<b>Daily ELV</b>	
Monthly max	6.8
No. invalid days	0
No. > ELV	0
No. report days	30

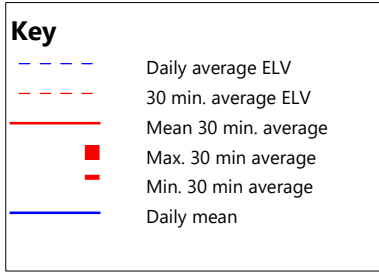
Data is as processed without repairs.

Signature   
 (authorised to sign as representative of Operator)

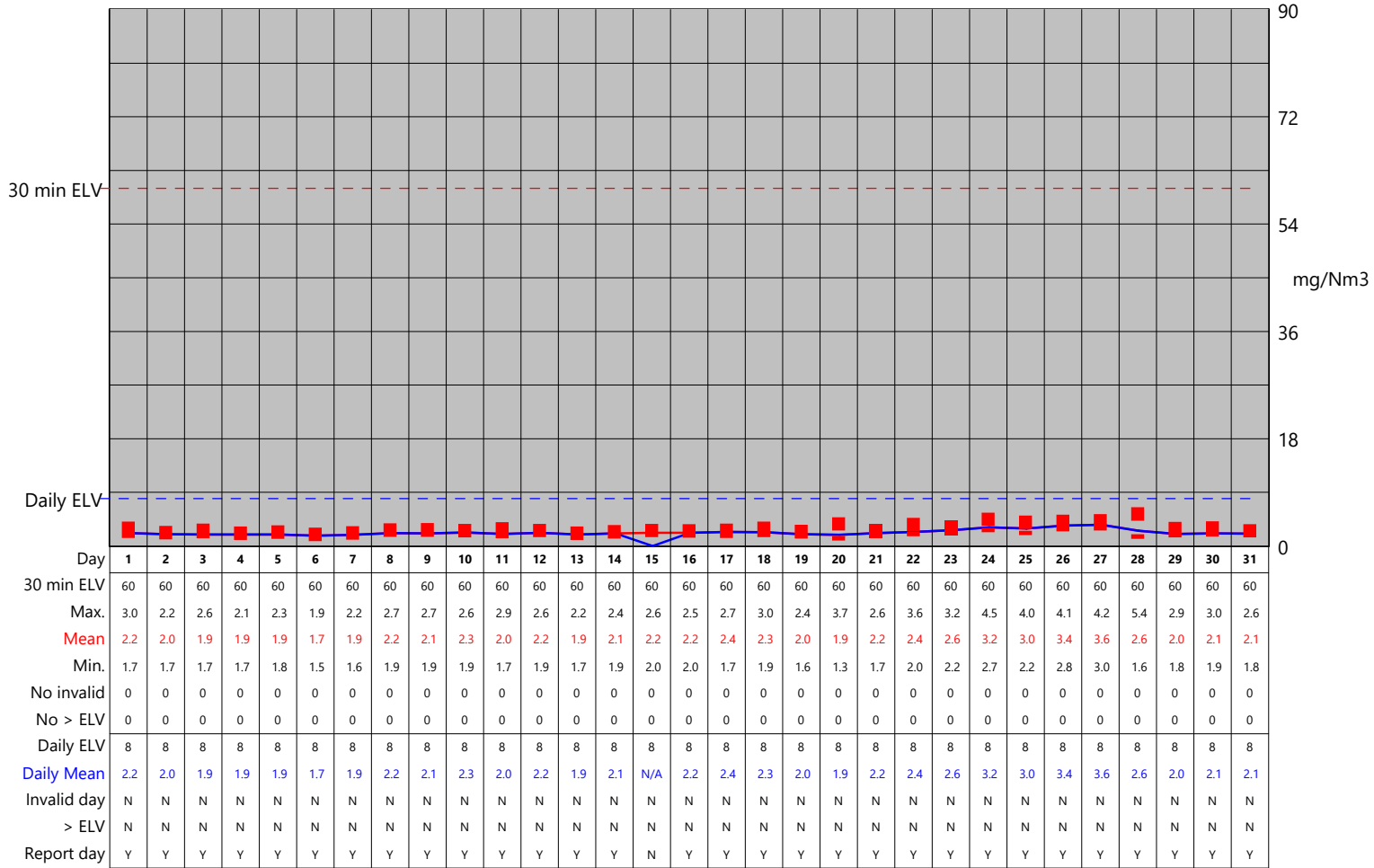
Date 04/11/2024



# Reporting of Continuously Monitored Emissions to Air for HCl, Emission Point Line 1 Rep. for Oct, 2024




Month summary	
<b>30 min ELV</b>	
Monthly max.	5.4
Monthly mean	2.3
Monthly min.	1.3
Total invalid	0
Sum > ELV	0
<b>Daily ELV</b>	
Monthly max	3.6
No. invalid days	0
No. > ELV	0
No. report days	30



Data is as processed without repairs.

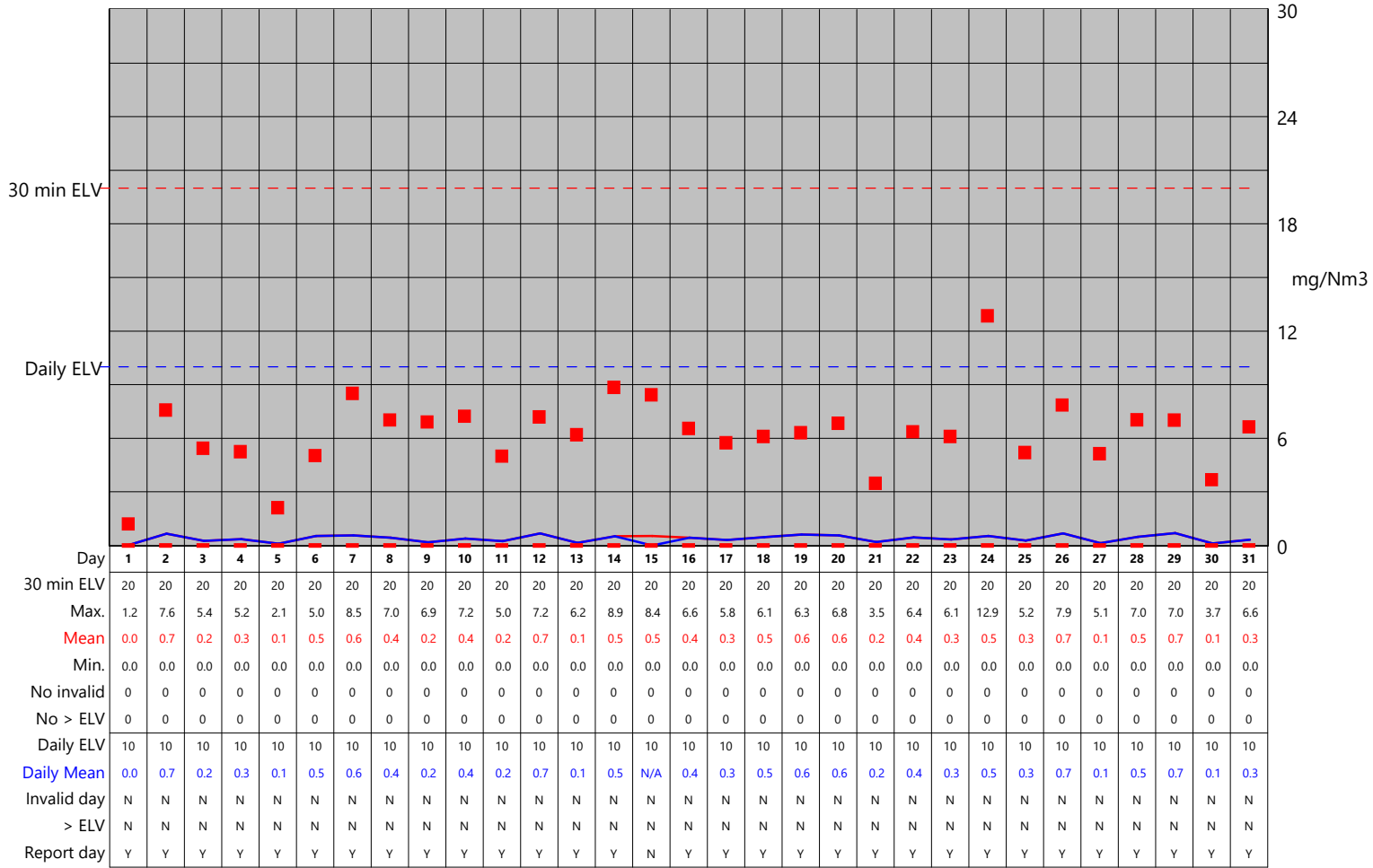
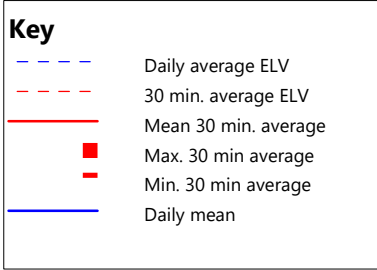
Signature

  
 (authorised to sign as representative of Operator)

Date 04/11/2024



# Reporting of Continuously Monitored Emissions to Air for TOC, Emission Point Line 1 Rep. for Oct, 2024



Month summary	
<b>30 min ELV</b>	
Monthly max.	12.9
Monthly mean	0.4
Monthly min.	0.0
Total invalid	0
Sum > ELV	0
<b>Daily ELV</b>	
Monthly max	0.7
No. invalid days	0
No. > ELV	0
No. report days	30

Data is as processed without repairs.

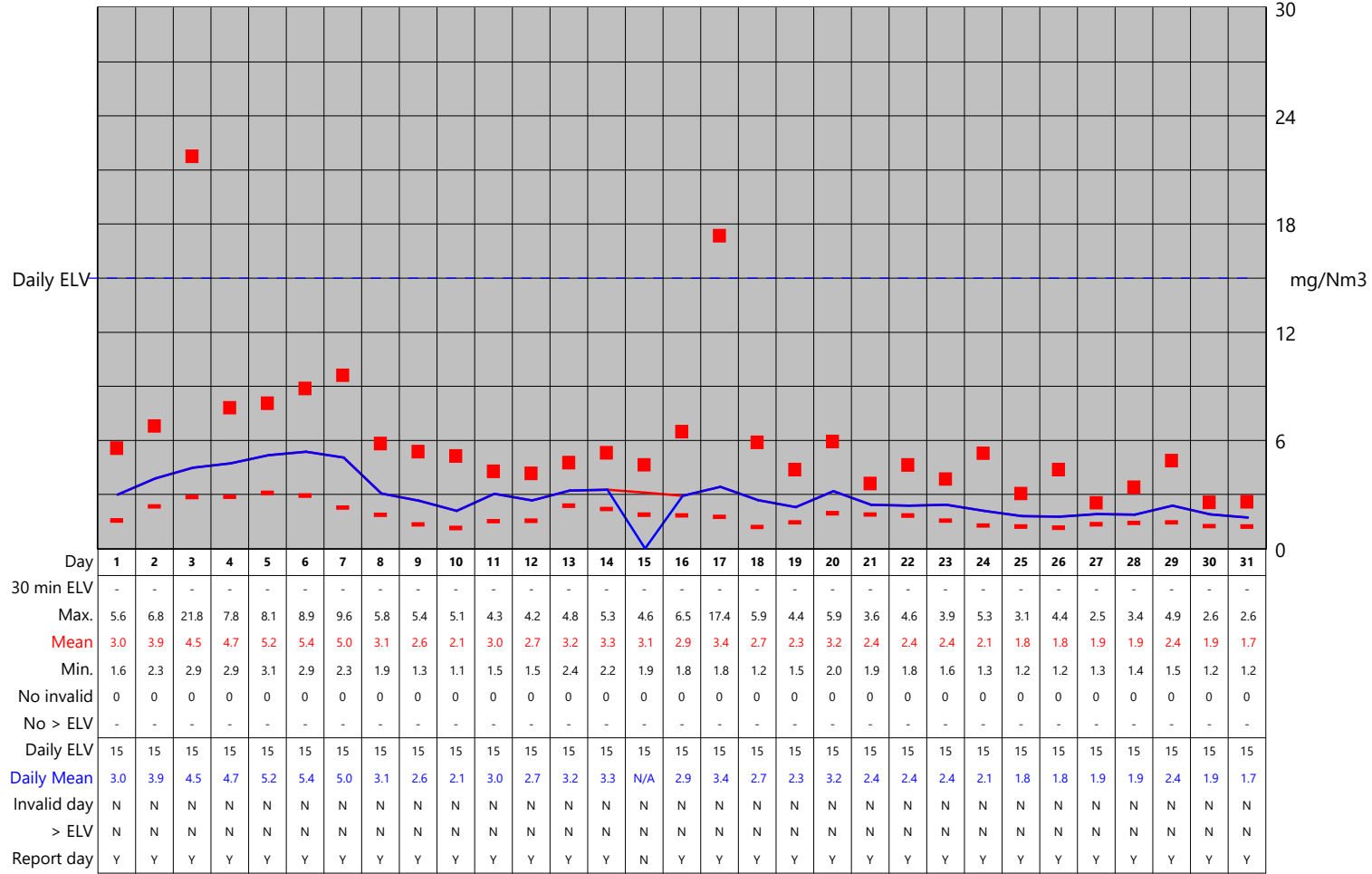
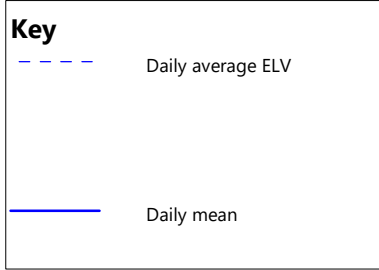
Signature

(authorised to sign as representative of Operator)

Date 04/11/2024




# Reporting of Continuously Monitored Emissions to Air for NH<sub>3</sub> , Emission Point Line 1 Rep. for Oct, 2024



Month summary	
<b>30 min ELV</b>	
Monthly max.	21.8
Monthly mean	3.0
Monthly min.	1.1
Total invalid	0
Sum > ELV	0
<b>Daily ELV</b>	
Monthly max	5.4
No. invalid days	0
No. > ELV	0
No. report days	30

Data is as processed without repairs.

Signature

  
 (authorised to sign as representative of Operator)

Date 04/11/2024



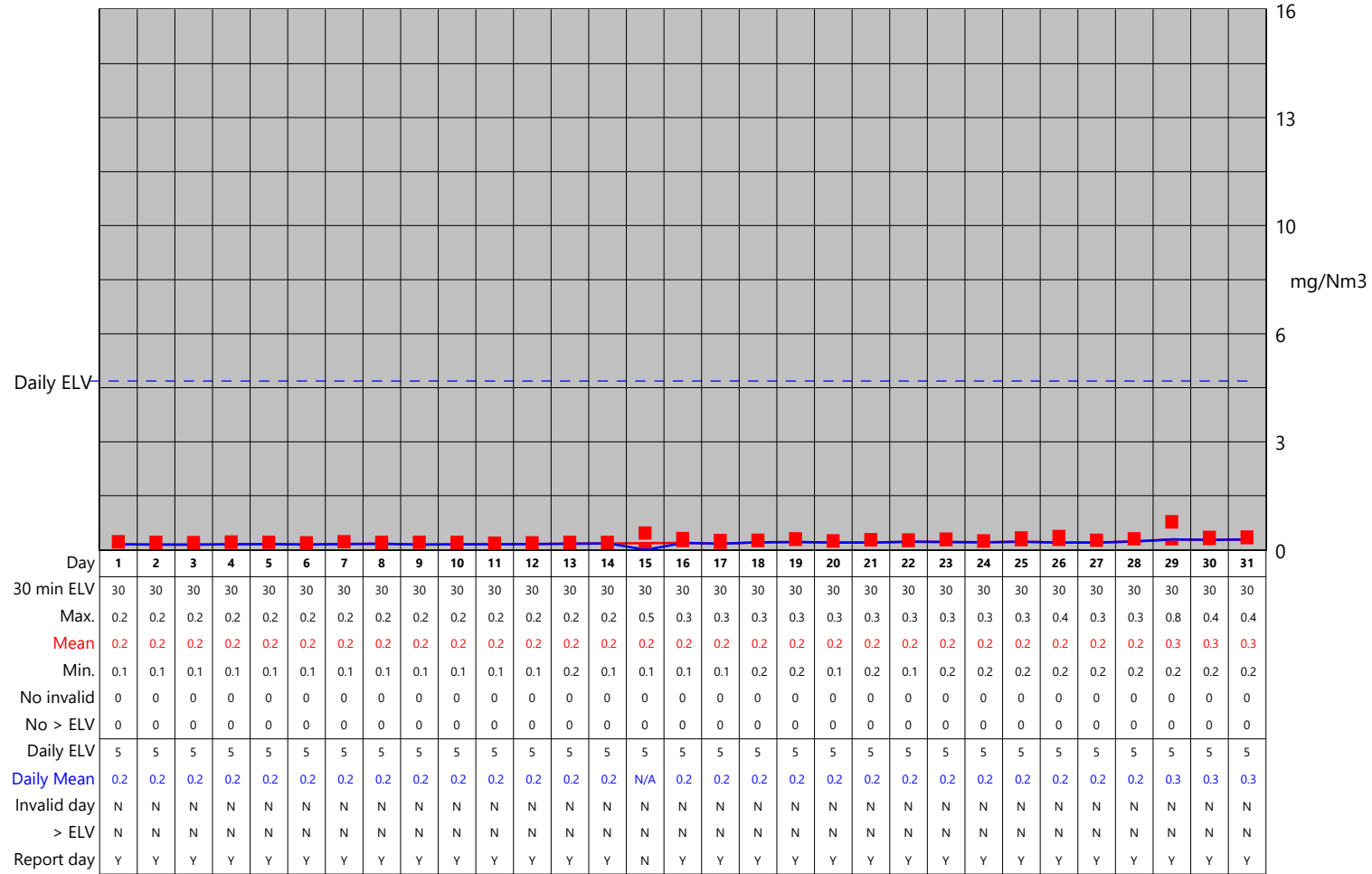
**MERCERTS**  
 THE ENVIRONMENT AGENCY'S  
 MONITORING CERTIFICATION SCHEME  
 Certificate No: MC080130/04

# Reporting of Continuously Monitored Emissions to Air for Dust, Emission Point Line 1 Rep. for Oct, 2024

**Key**

- - - Daily average ELV
- - - 30 min. average ELV
- Mean 30 min. average
- Max. 30 min average
- Min. 30 min average
- Daily mean

Month summary	
<b>30 min ELV</b>	
Monthly max.	0.8
Monthly mean	0.2
Monthly min.	0.1
Total invalid	0
Sum > ELV	0
<b>Daily ELV</b>	
Monthly max	0.3
No. invalid days	0
No. > ELV	0
No. report days	30



Data is as processed without repairs.

Signature

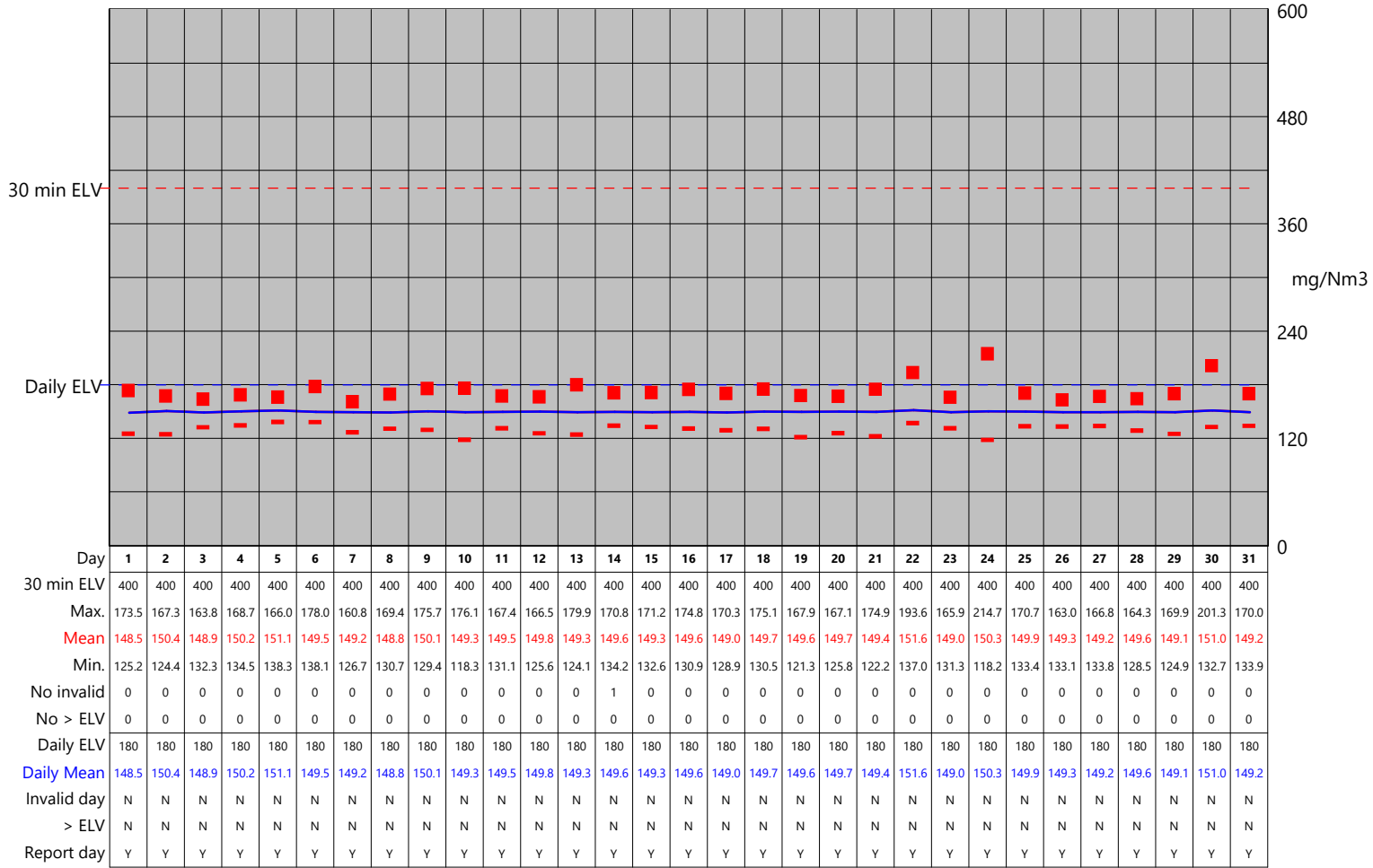
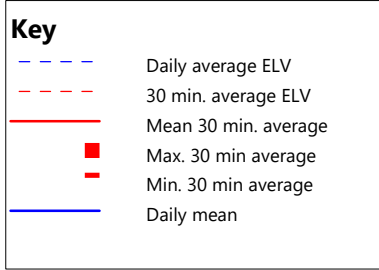
(authorised to sign as representative of Operator)

Date

04/11/2024




# Reporting of Continuously Monitored Emissions to Air for NO<sub>x</sub>, Emission Point Line 2 Rep. for Oct, 2024



Month summary	
<b>30 min ELV</b>	
Monthly max.	214.7
Monthly mean	149.6
Monthly min.	118.2
Total invalid	1
Sum > ELV	0
<b>Daily ELV</b>	
Monthly max	151.6
No. invalid days	0
No. > ELV	0
No. report days	31

Data is as processed without repairs.

Signature

  
 (authorised to sign as representative of Operator)

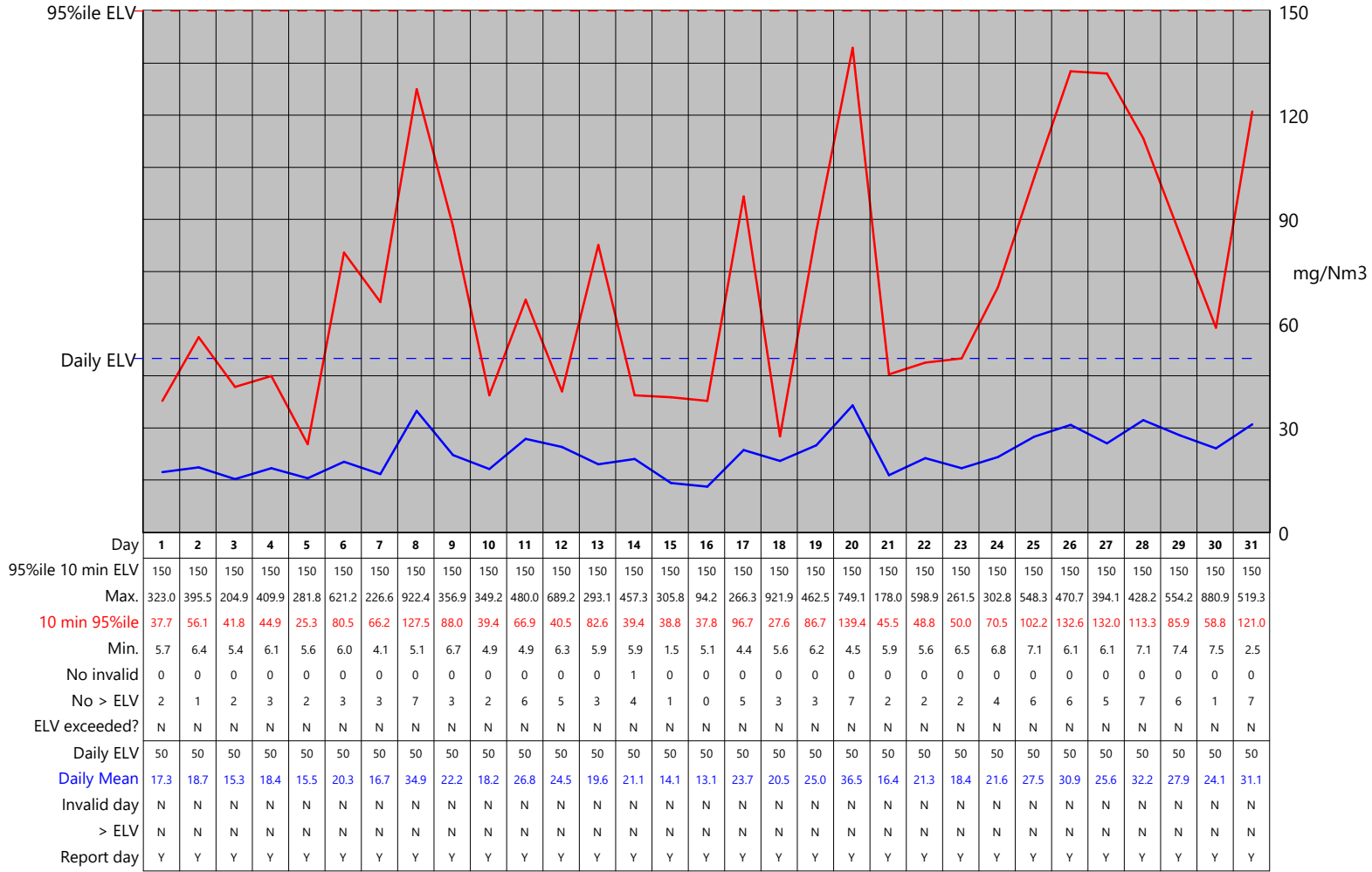
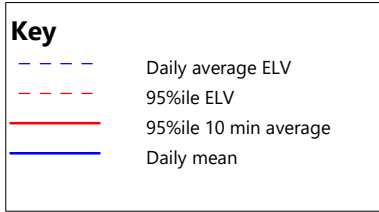
Date 04/11/2024



**MERCERTS**  
 THE ENVIRONMENT AGENCY'S  
 MONITORING CERTIFICATE SCHEME  
 Certificate No: MC080130/04




# Reporting of Continuously Monitored Emissions to Air for CO, Emission Point Line 2 Rep. for Oct, 2024



Month summary	
<b>10 minute data</b>	
Monthly max.	922.4
Monthly mean	22.6
Monthly min.	1.5
Total invalid	1
Sum > ELV	113
Total %ile exceed.	0
<b>Daily ELV</b>	
Monthly max	36.5
No. invalid days	0
No. > ELV	0
No. report days	31

Data is as processed without repairs.

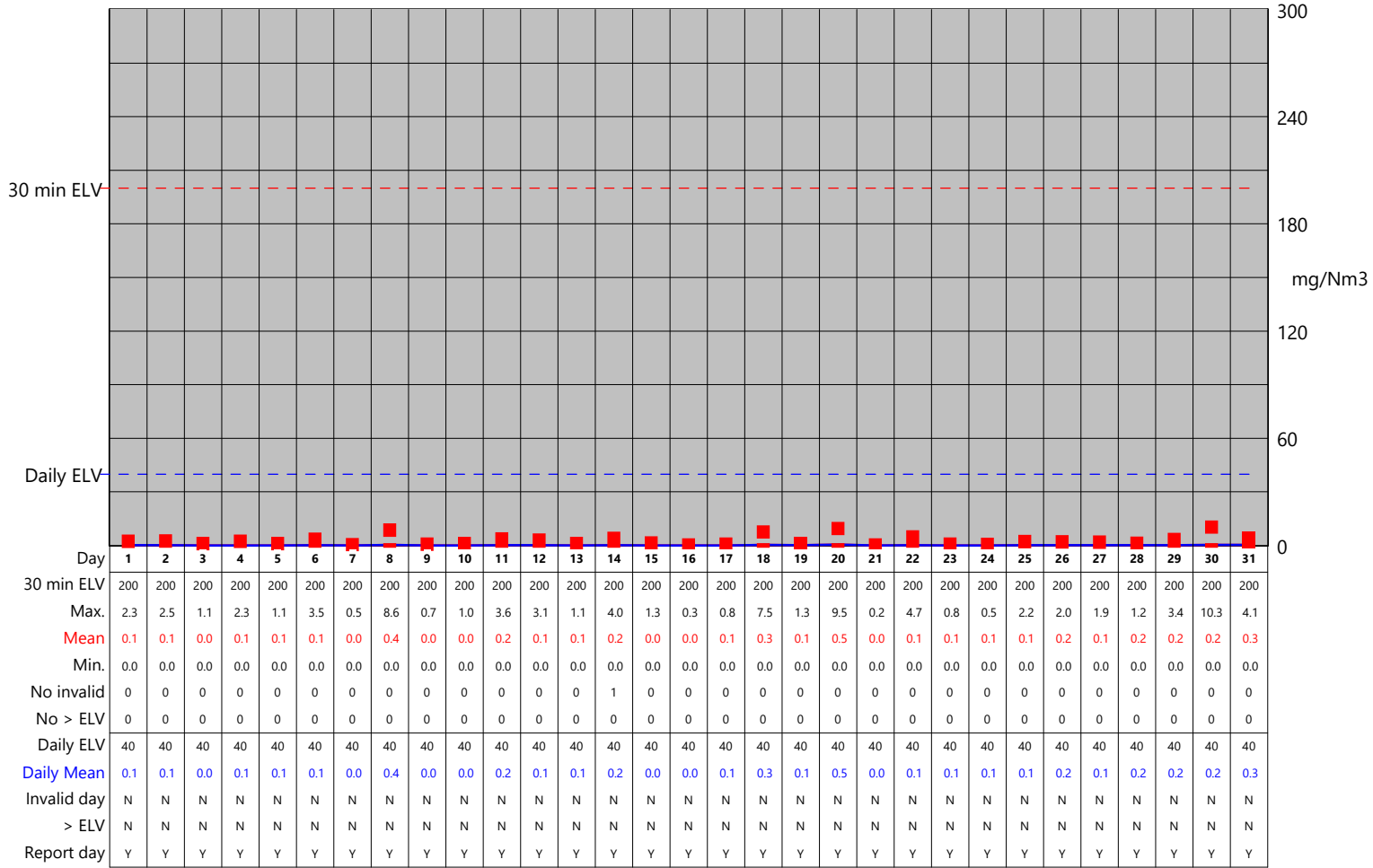
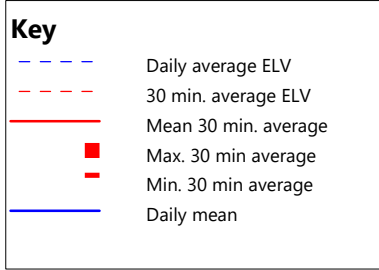
Signature

  
(authorised to sign as representative of Operator)

Date 04/11/2024




# Reporting of Continuously Monitored Emissions to Air for SO<sub>2</sub>, Emission Point Line 2 Rep. for Oct, 2024



Month summary	
<b>30 min ELV</b>	
Monthly max.	10.3
Monthly mean	0.1
Monthly min.	0.0
Total invalid	1
Sum > ELV	0
<b>Daily ELV</b>	
Monthly max	0.5
No. invalid days	0
No. > ELV	0
No. report days	31

Data is as processed without repairs.

Signature

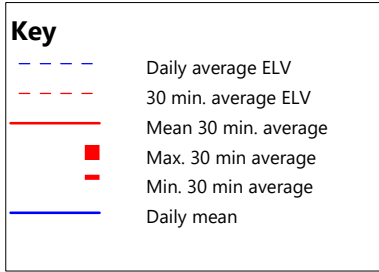
  
 (authorised to sign as representative of Operator)

Date 04/11/2024

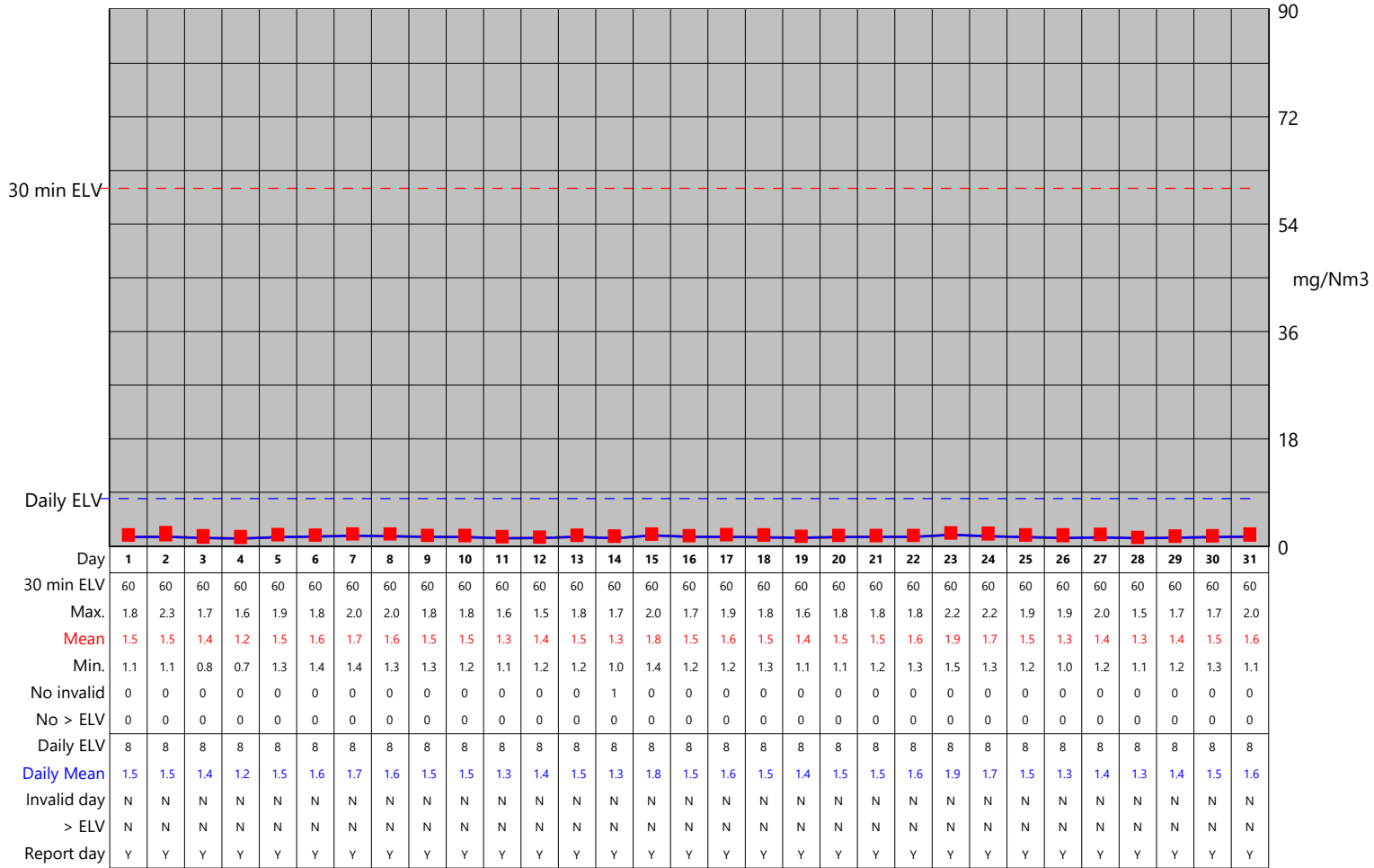


**MERCERTS**  
 THE ENVIRONMENT AGENCY'S  
 MONITORING CERTIFICATION SCHEME  
 Certificate No: MC080130/04

## Reporting of Continuously Monitored Emissions to Air for HCl, Emission Point Line 2 Rep. for Oct, 2024




<b>Month summary</b>	
<b>30 min ELV</b>	
Monthly max.	2.3
Monthly mean	1.5
Monthly min.	0.7
Total invalid	1
Sum > ELV	0
<b>Daily ELV</b>	
Monthly max	1.9
No. invalid days	0
No. > ELV	0
No. report days	31



Data is as processed without repairs.

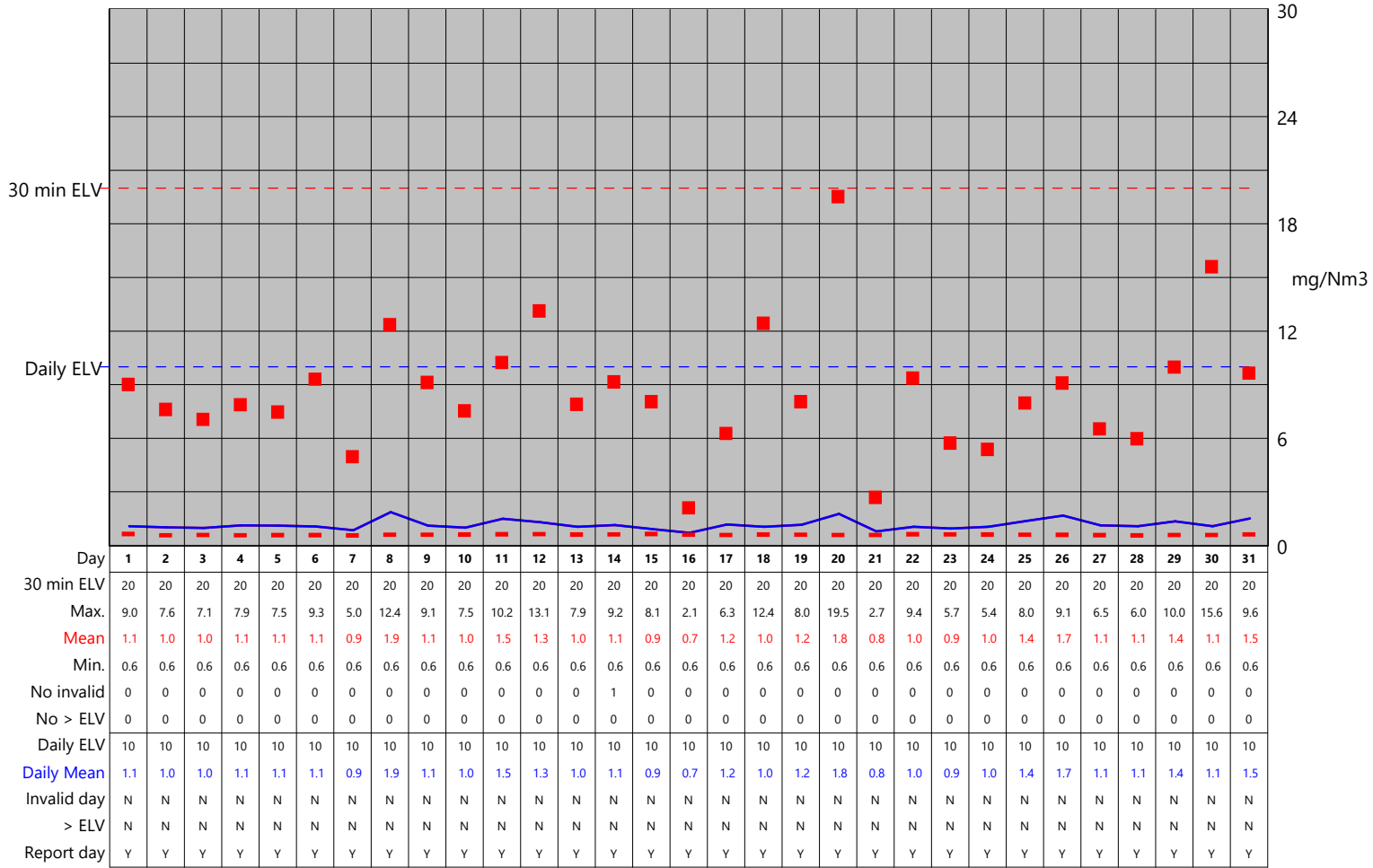
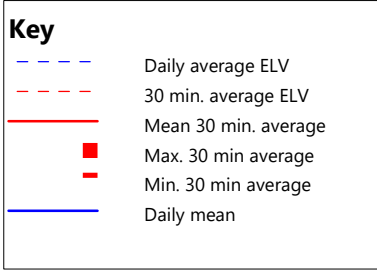
Signature

  
(authorised to sign as representative of Operator)

Date 04/11/2024




# Reporting of Continuously Monitored Emissions to Air for TOC, Emission Point Line 2 Rep. for Oct, 2024



Month summary	
<b>30 min ELV</b>	
Monthly max.	19.5
Monthly mean	1.2
Monthly min.	0.6
Total invalid	1
Sum > ELV	0
<b>Daily ELV</b>	
Monthly max	1.9
No. invalid days	0
No. > ELV	0
No. report days	31

Data is as processed without repairs.

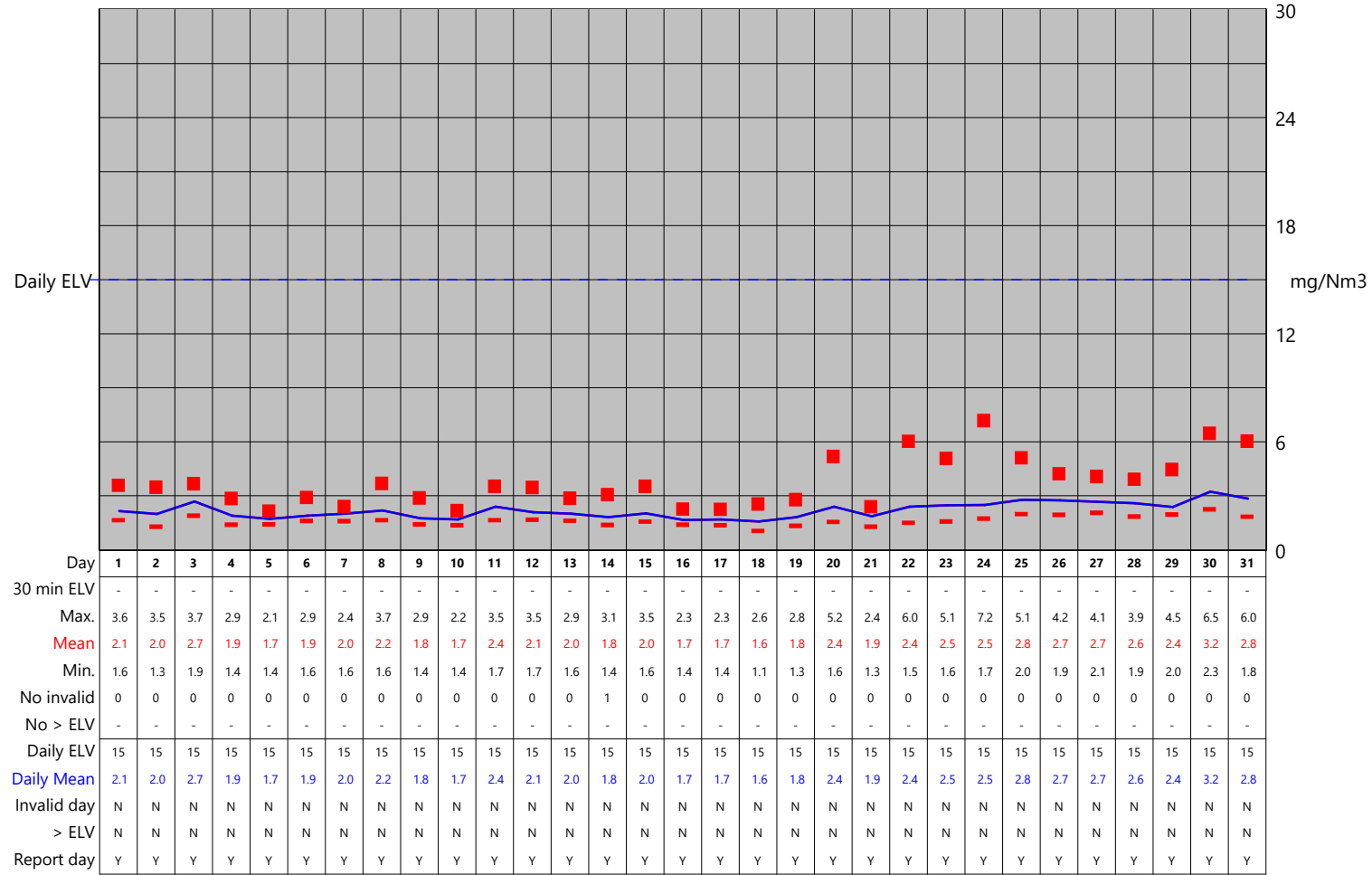
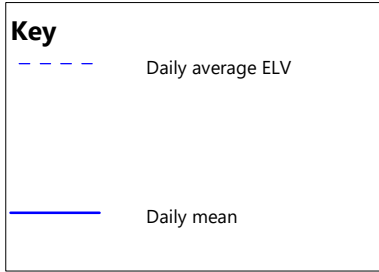
Signature

  
 (authorised to sign as representative of Operator)

Date 04/11/2024




# Reporting of Continuously Monitored Emissions to Air for NH<sub>3</sub> , Emission Point Line 2 Rep. for Oct, 2024



Month summary	
<b>30 min ELV</b>	
Monthly max.	7.2
Monthly mean	2.2
Monthly min.	1.1
Total invalid	1
Sum > ELV	0
<b>Daily ELV</b>	
Monthly max	3.2
No. invalid days	0
No. > ELV	0
No. report days	31

Data is as processed without repairs.

Signature

  
 (authorised to sign as representative of Operator)

Date 04/11/2024

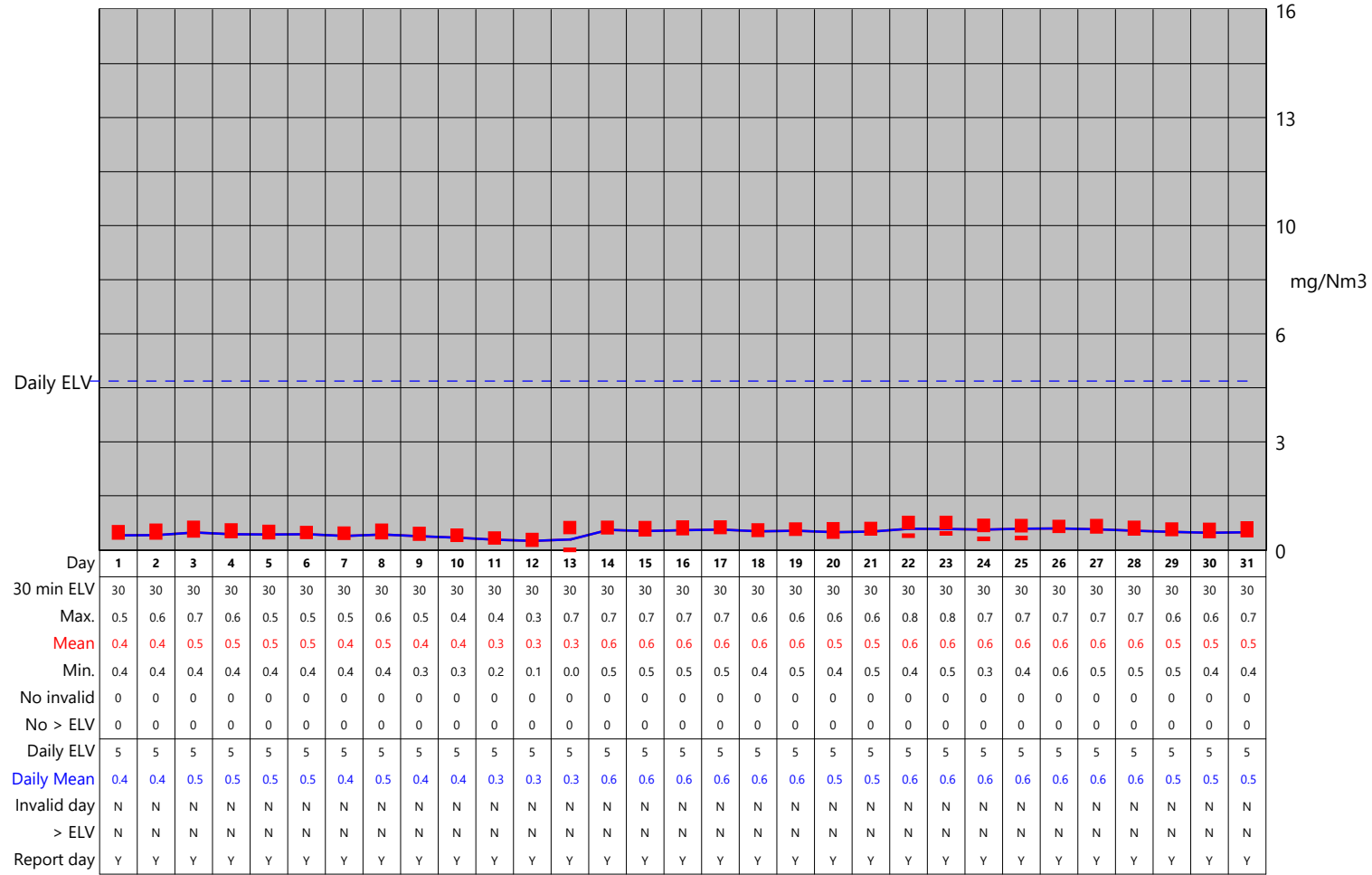


# Reporting of Continuously Monitored Emissions to Air for Dust, Emission Point Line 2 Rep. for Oct, 2024

**Key**


- - - Daily average ELV
- - - 30 min. average ELV
- Mean 30 min. average
- Max. 30 min average
- Min. 30 min average
- Daily mean

Month summary	
<b>30 min ELV</b>	
Monthly max.	0.8
Monthly mean	0.5
Monthly min.	0.0
Total invalid	0
Sum > ELV	0
<b>Daily ELV</b>	
Monthly max	0.6
No. invalid days	0
No. > ELV	0
No. report days	31



Data is as processed without repairs.

Signature

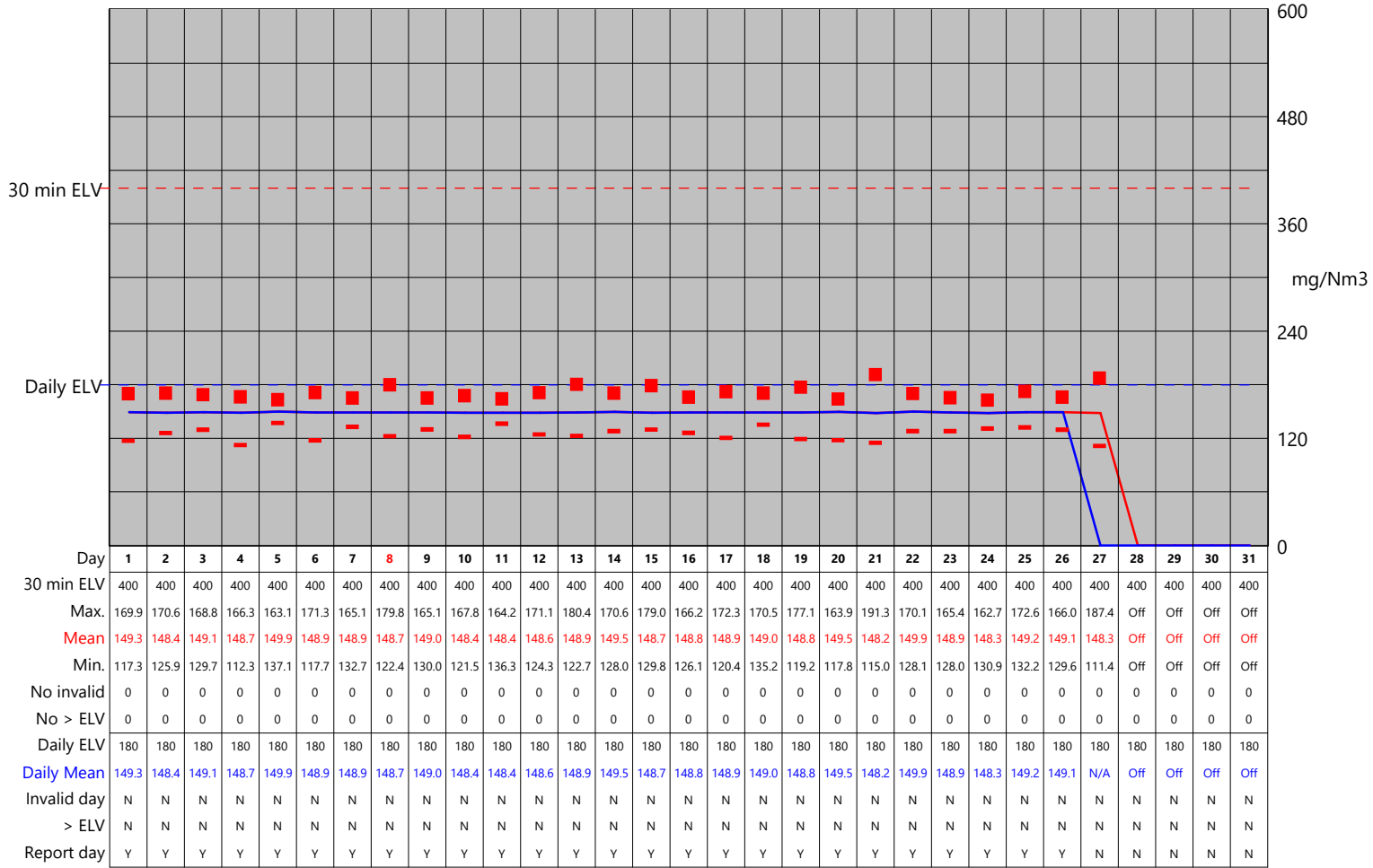
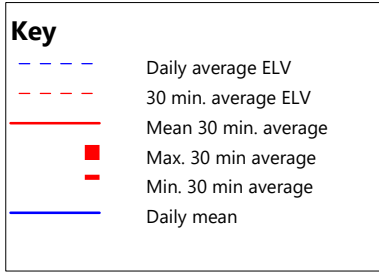
  
 (authorised to sign as representative of Operator)

Date 04/11/2024



**MERCERTS**  
 THE ENVIRONMENT AGENCY'S  
 MONITORING CERTIFICATE SCHEME  
 Certificate No: MC080130/04

# Reporting of Continuously Monitored Emissions to Air for NO<sub>x</sub>, Emission Point Line 3 Rep. for Oct, 2024



Month summary	
<b>30 min ELV</b>	
Monthly max.	191.3
Monthly mean	148.9
Monthly min.	111.4
Total invalid	0
Sum > ELV	0
<b>Daily ELV</b>	
Monthly max	149.9
No. invalid days	0
No. > ELV	0
No. report days	26

This report contains repaired data, see additional sheet.

Signature

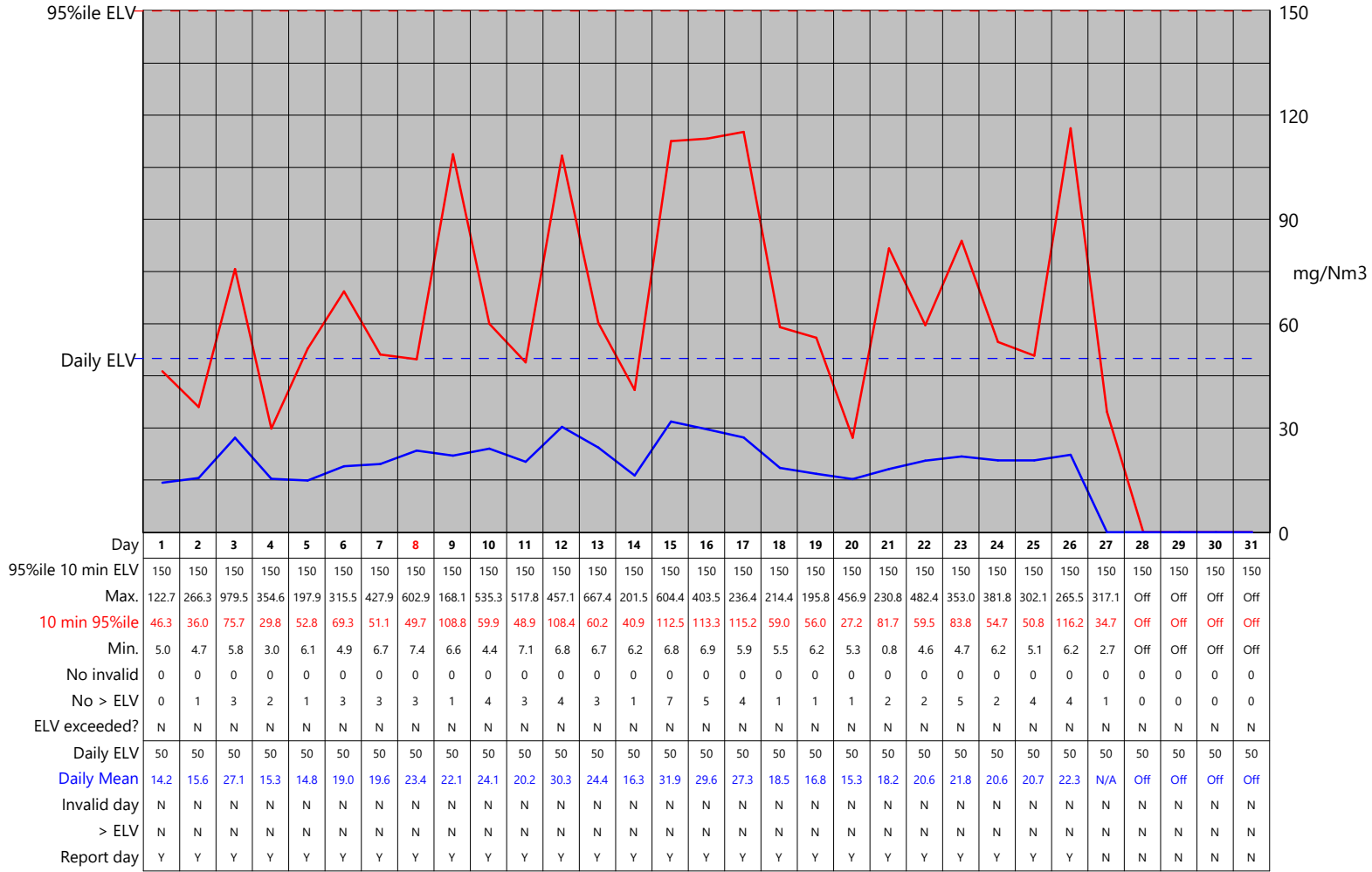
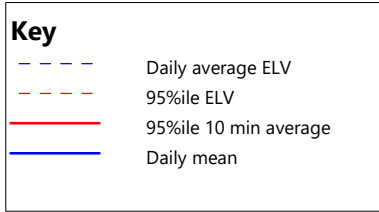
*[Signature]*  
 (authorised to sign as representative of Operator)

Date 04/11/2024



THE ENVIRONMENT AGENCY'S  
 MONITORING CERTIFICATE SCHEME  
 Certificate No: MC080130/04


# Reporting of Continuously Monitored Emissions to Air for CO, Emission Point Line 3 Rep. for Oct, 2024



Month summary	
<b>10 minute data</b>	
Monthly max.	979.5
Monthly mean	20.9
Monthly min.	0.8
Total invalid	0
Sum > ELV	71
Total %ile exceed.	0
<b>Daily ELV</b>	
Monthly max	31.9
No. invalid days	0
No. > ELV	0
No. report days	26

This report contains repaired data, see additional sheet.

Signature

  
 (authorised to sign as representative of Operator)

Date 04/11/2024

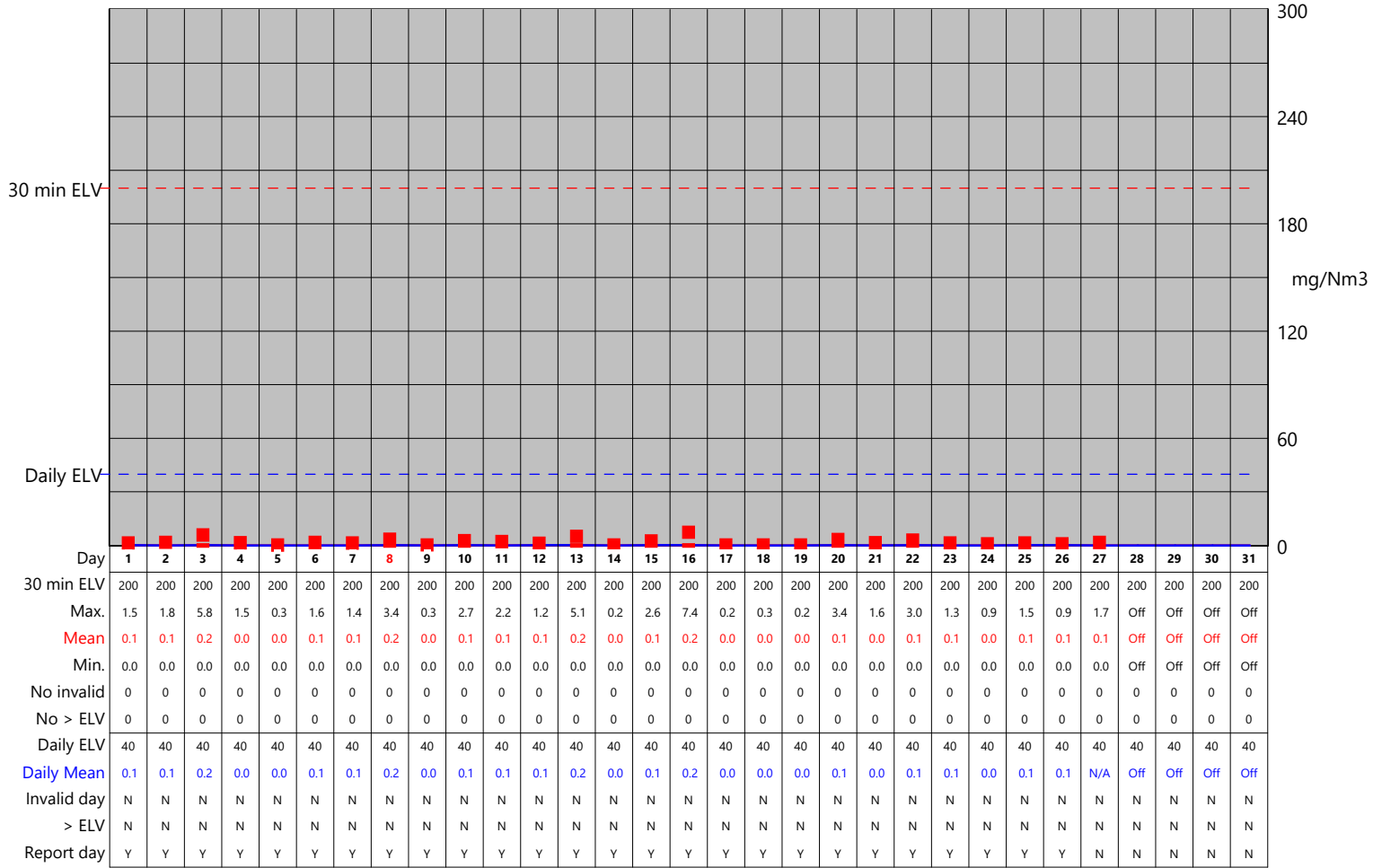




# Reporting of Continuously Monitored Emissions to Air for SO<sub>2</sub>, Emission Point Line 3 Rep. for Oct, 2024

**Key**


- - - Daily average ELV
- - - 30 min. average ELV
- Mean 30 min. average
- Max. 30 min average
- Min. 30 min average
- Daily mean



Month summary	
<b>30 min ELV</b>	
Monthly max.	7.4
Monthly mean	0.1
Monthly min.	0.0
Total invalid	0
Sum > ELV	0
<b>Daily ELV</b>	
Monthly max	0.2
No. invalid days	0
No. > ELV	0
No. report days	26

This report contains repaired data, see additional sheet.

Signature

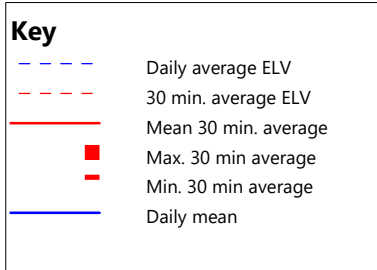
  
 (authorised to sign as representative of Operator)

Date 04/11/2024

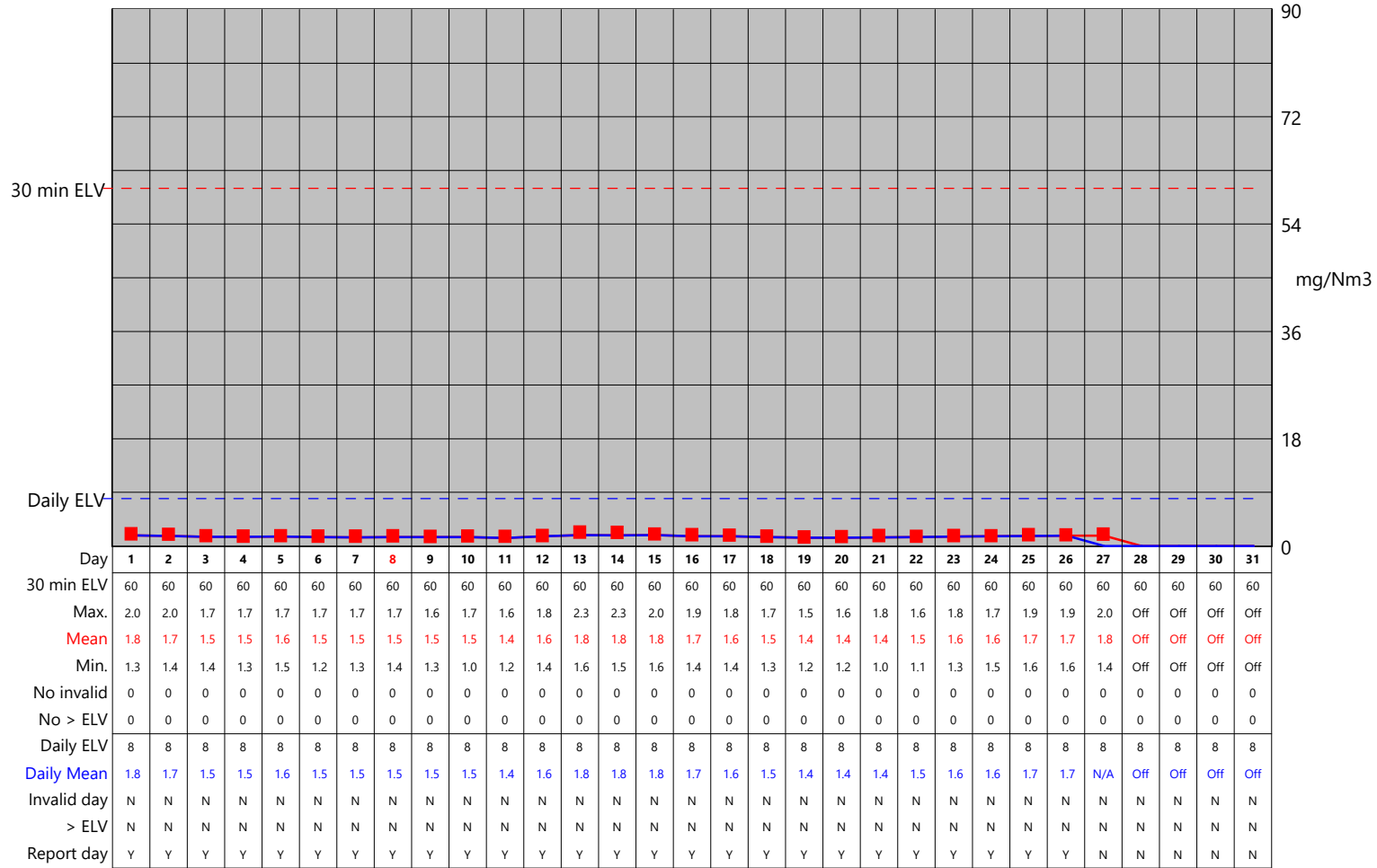


THE ENVIRONMENT AGENCY'S  
 MONITORING CERTIFICATION SCHEME  
 Certificate No: MC080130/04

## Reporting of Continuously Monitored Emissions to Air for HCl, Emission Point Line 3 Rep. for Oct, 2024



Month summary	
<b>30 min ELV</b>	
Monthly max.	2.3
Monthly mean	1.6
Monthly min.	1.0
Total invalid	0
Sum > ELV	0
<b>Daily ELV</b>	
Monthly max	1.8
No. invalid days	0
No. > ELV	0
No. report days	26



This report contains repaired data, see additional sheet.

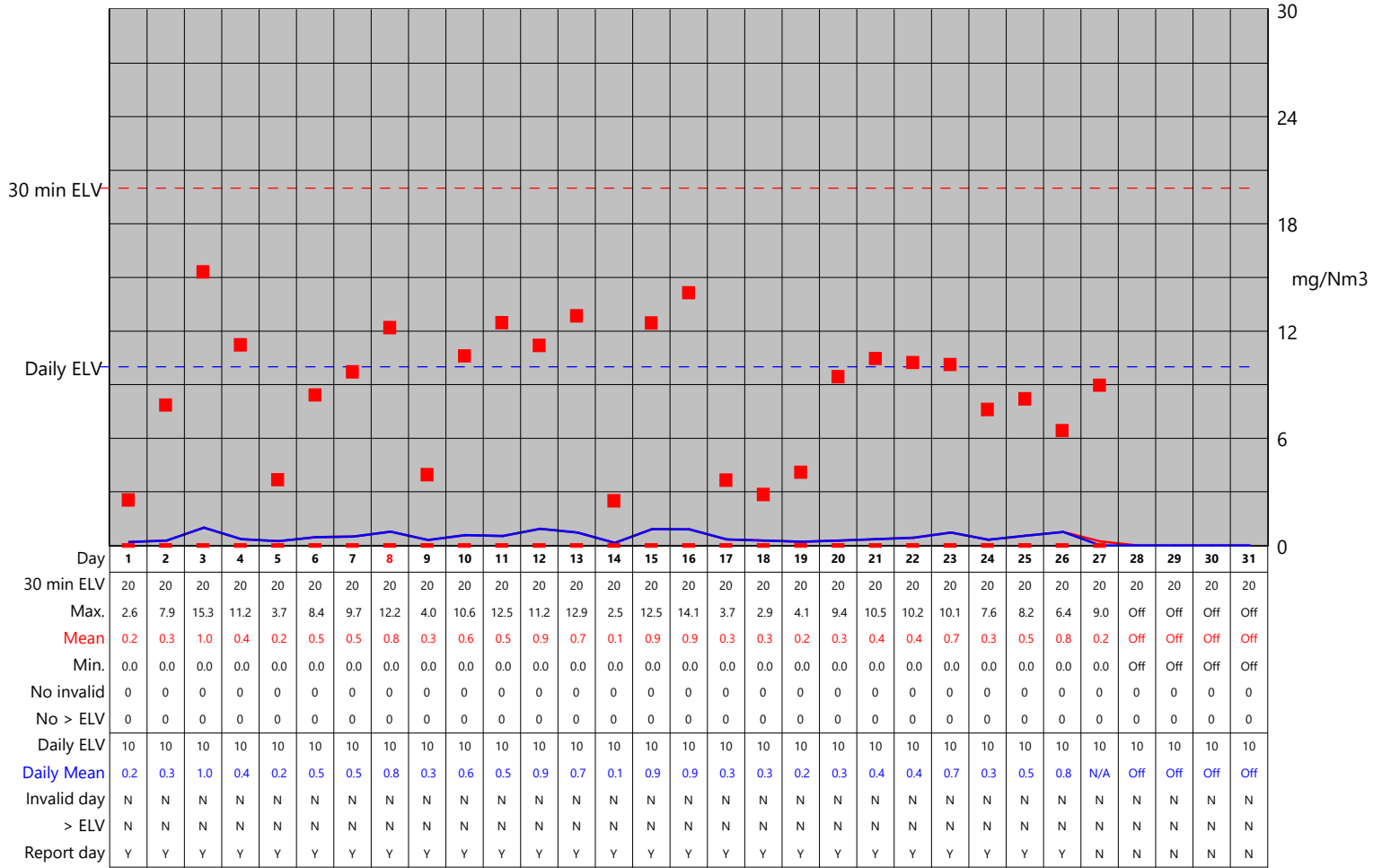
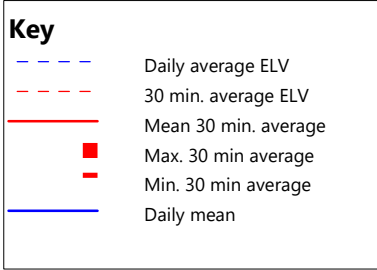
Signature

*S. Day*  
 (authorised to sign as representative of Operator)

Date 04/11/2024




# Reporting of Continuously Monitored Emissions to Air for TOC, Emission Point Line 3 Rep. for Oct, 2024



Month summary	
<b>30 min ELV</b>	
Monthly max.	15.3
Monthly mean	0.5
Monthly min.	0.0
Total invalid	0
Sum > ELV	0
<b>Daily ELV</b>	
Monthly max	1.0
No. invalid days	0
No. > ELV	0
No. report days	26

This report contains repaired data, see additional sheet.

Signature

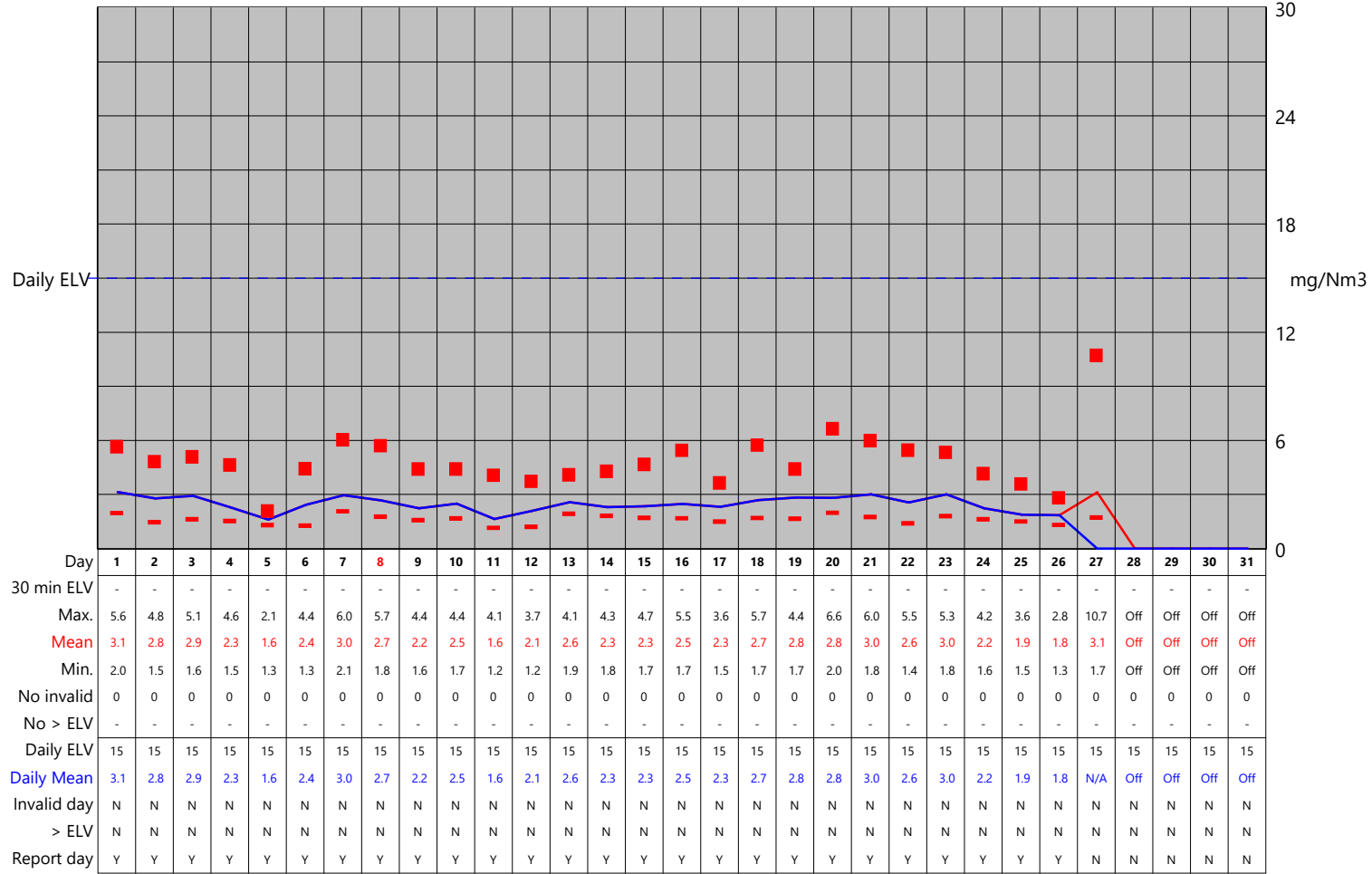
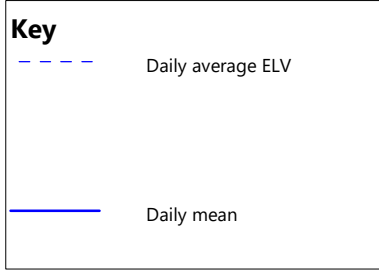
  
 (authorised to sign as representative of Operator)

Date

04/11/2024



# Reporting of Continuously Monitored Emissions to Air for NH<sub>3</sub> , Emission Point Line 3 Rep. for Oct, 2024



Month summary	
<b>30 min ELV</b>	
Monthly max.	10.7
Monthly mean	2.5
Monthly min.	1.2
Total invalid	0
Sum > ELV	0
<b>Daily ELV</b>	
Monthly max	3.1
No. invalid days	0
No. > ELV	0
No. report days	26

This report contains repaired data, see additional sheet.

Signature

*S. Day*  
 (authorised to sign as representative of Operator)

Date

04/11/2024

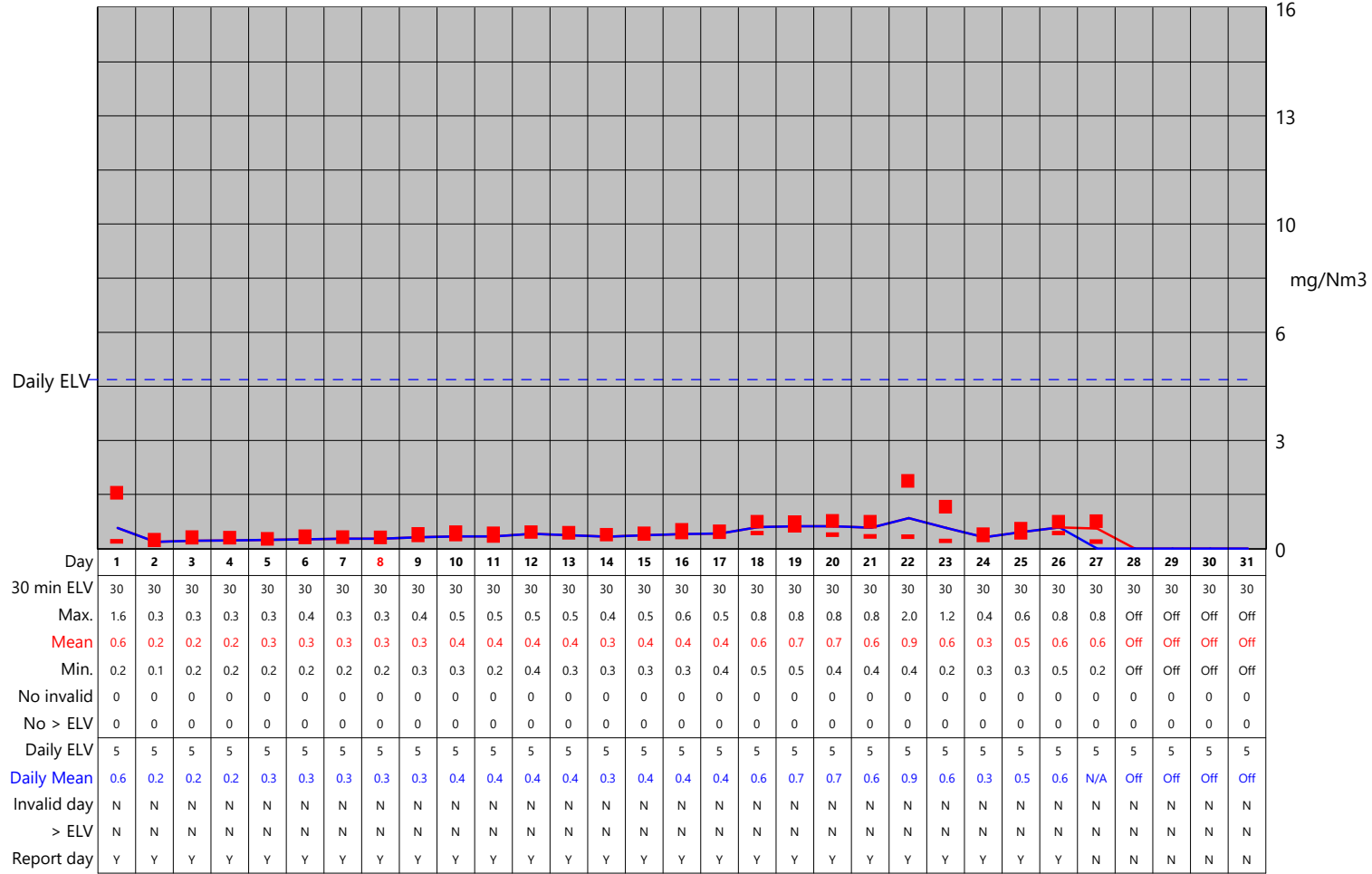


# Reporting of Continuously Monitored Emissions to Air for Dust, Emission Point Line 3 Rep. for Oct, 2024

**Key**

- - - Daily average ELV
- - - 30 min. average ELV
- Mean 30 min. average
- Max. 30 min average
- Min. 30 min average
- Daily mean

Month summary	
<b>30 min ELV</b>	
Monthly max.	2.0
Monthly mean	0.4
Monthly min.	0.1
Total invalid	0
Sum > ELV	0
<b>Daily ELV</b>	
Monthly max	0.9
No. invalid days	0
No. > ELV	0
No. report days	26



This report contains repaired data, see additional sheet.

Signature   
 (authorised to sign as representative of Operator)

Date 04/11/2024



**MERCERTS**  
 THE ENVIRONMENT AGENCY'S  
 MONITORING CERTIFICATE SCHEME  
 Certificate No: MC080130/04