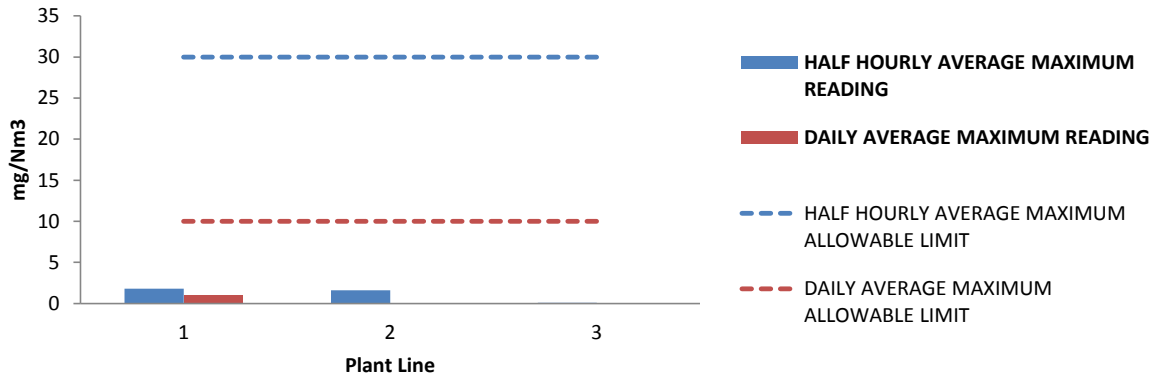


Riverside Resource Recovery emission report – July 2013

The following charts summarise the emission data for the Riverside Resource Recovery facility. The charts show the **MAXIMUM** readings taken during the month.

July 2013 - Particulate



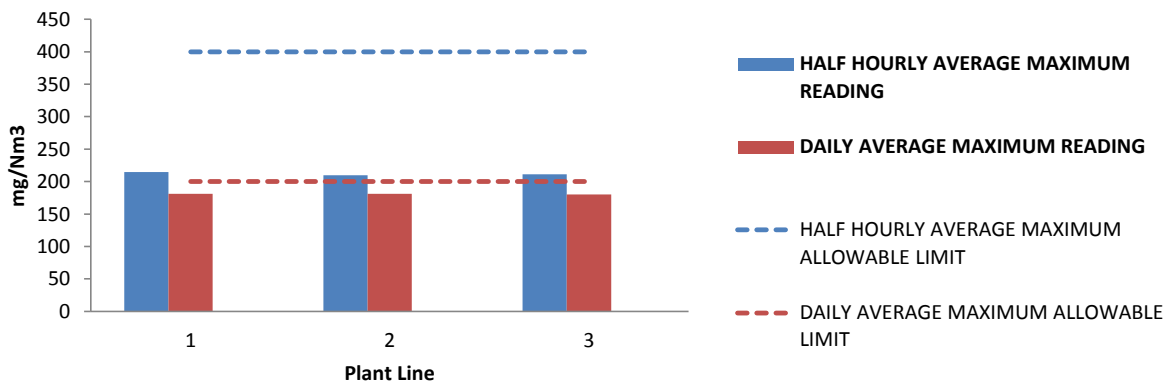
MONTHLY MEAN OF THE HALF HOURLY AVERAGE

Line 1 = 0.6mg/Nm3
 Line 2 = 0.2 mg/Nm3
 Line 3 = 0.0 mg/Nm3

Why do we control and monitor Particulates (dust)?

Particulates is the term used to describe tiny particles in the air, made up of a complex mixture of soot, organic and inorganic materials having a particle size less than or equal to 10 microns diameter (10 microns is equal to one hundredth part of a millimetre). Particulates is one of the eight substances for which the government has established an air quality standard as part of its national Air Quality Strategy.

July 2013 - Nitrogen Oxide



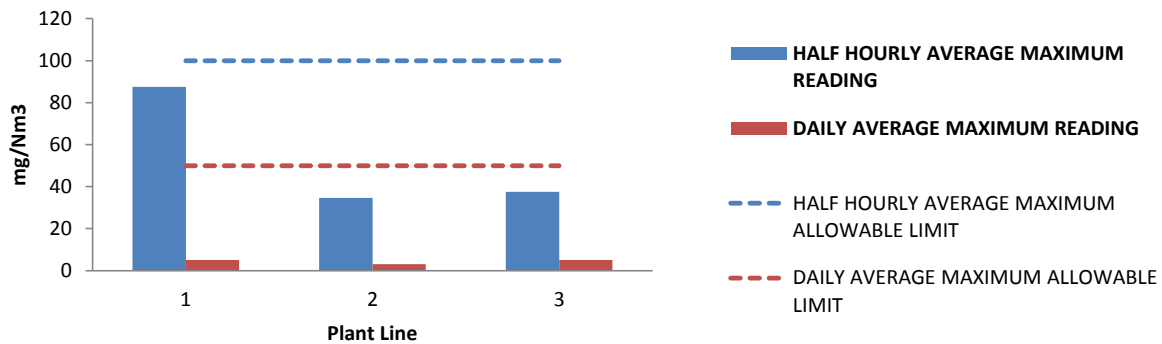
MONTHLY MEAN OF THE HALF HOURLY AVERAGE

Line 1 = 178.2 mg/Nm3
 Line 2 = 178.2 mg/Nm3
 Line 3 = 177.6 mg/Nm3

Why do we control and monitor Oxides of Nitrogen (NOx)?

NOx includes various compounds, but is usually used to group two gases; nitrogen dioxide (NO₂) and nitric oxide (NO). These can be formed naturally, but are also formed from man-made processes like fuel combustion or biomass burning. There are a number of health and environmental issues attributed to NOx, including smog, acid rain, and possibly global warming.

July 2013 - Carbon Monoxide



MONTHLY MEAN OF THE HALF HOURLY AVERAGE

Line 1 = 2.3 mg/Nm³

Line 2 = 0.3 mg/Nm³

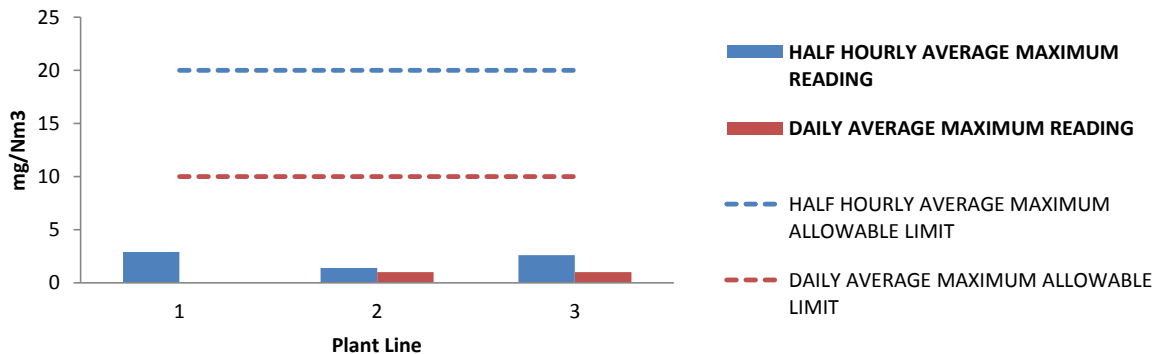
Line 3 = 2.5 mg/Nm³

Why do we control and monitor Carbon Monoxide?

Carbon monoxide is both a common naturally occurring chemical and is manufactured by man. It is a colourless, odourless poisonous gas. Carbon monoxide is one of the eight substances for which the government has established an air quality standard as part of its national Air Quality Strategy.

Carbon monoxide can cause harmful health effects by reducing oxygen delivery to the body's organs and tissues.

July 2013 - TOC's



MONTHLY MEAN OF THE HALF HOURLY AVERAGE

Line 1 = 0.3 mg/Nm³

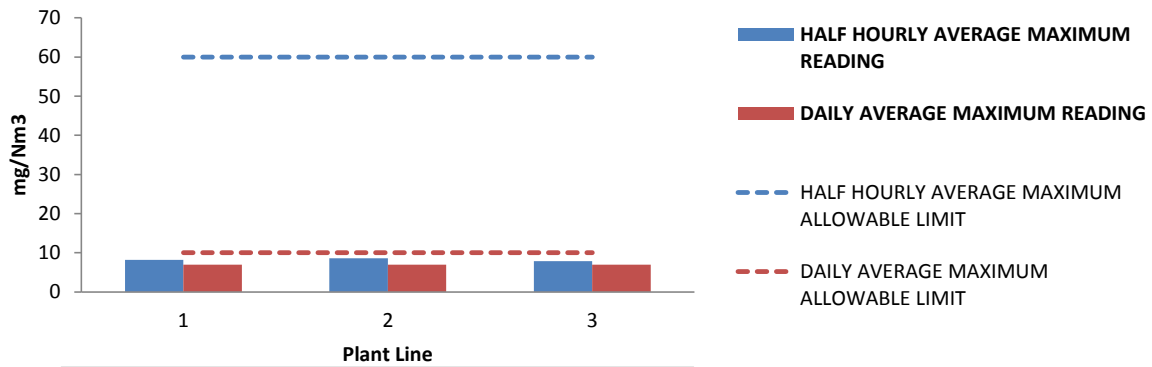
Line 2 = 0.4 mg/Nm³

Line 3 = 0.5 mg/Nm³

Why do we control and monitor Total Organic Carbon (TOC)?

Total Organic Carbon (TOC) consists of a wide range of organic compounds including Volatile Organic Compounds (VOCs). VOCs are numerous, varied and found everywhere. VOCs are of general concern because of their ability to react with other pollutants (such as nitrogen oxides) in the lower atmosphere to form ozone. High concentrations of ozone at ground level can harm human health, damage crops and affect materials such as rubber. Some VOCs may be directly harmful to human health, contribute to global warming or destroy stratospheric ozone needed to shield the earth's surface from harmful ultra violet radiation.

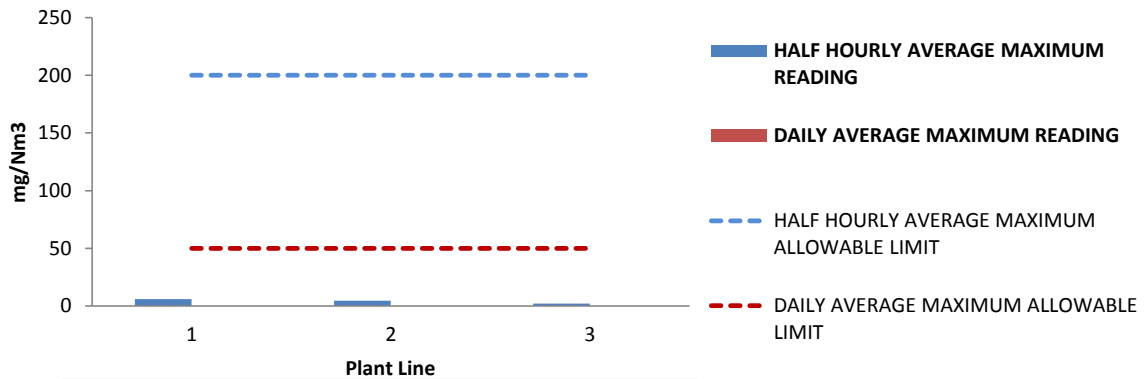
July 2013 - Hydrogen Chloride



MONTHLY MEAN OF THE HALF HOURLY AVERAGE

Line 1 = 4.9 mg/Nm³
 Line 2 = 5.5 mg/Nm³
 Line 3 = 5.2 mg/Nm³

July 2013 - Sulphur Dioxide



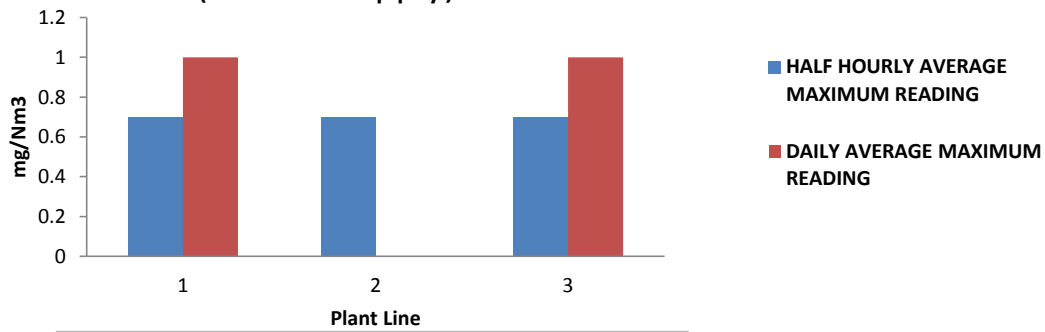
MONTHLY MEAN OF THE HALF HOURLY AVERAGE

Line 1 = 0 mg/Nm³
 Line 2 = 0 mg/Nm³
 Line 3 = 0 mg/Nm³

Why do we control and monitor Sulphur Dioxide and Hydrogen Chloride?

Both gases dissolve in water to form strong acids and thus can contribute to the formation of acid rain. Acid rain is environmentally damaging to crops, soils and waters.

July 2013 - Ammonia (no limits apply)



MONTHLY MEAN OF THE HALF HOURLY AVERAGE

Line 1 = 0.4 mg/Nm³

Line 2 = 0.3 mg/Nm³

Line 3 = 0.4 mg/Nm³

Why do we control and monitor Ammonia?

Although in wide-use in several industries, ammonia is both caustic and hazardous. It is a colourless gas with a characteristic pungent odour.

Ammonia, unlike the other species monitored, is not a product from the incineration of waste but is actually introduced into the furnace. Under the right conditions, ammonia is able to reduce oxides of nitrogen found in the flue gas by the chemical process Selective Non-Catalytic Reduction (SNCR) to nitrogen and water vapour which are both non-hazardous.